

TUCKER FREE LIBRARY, 2022

While it has taken some time to recover from the pandemic, the summer of 2022 puts a clear mark on the calendar that Henniker residents are ready to put the past two years of Covid-19 life behind us. People came into the library; they took a seat at the community puzzle table; they met with neighbors at book discussions; and they spent time browsing and chatting in the stacks! During the six weeks of in-person programming, participants heard stories and learned about the underground railroad, octopuses, water, and buoyancy. A new Saturday Arts & Craft program was designed for youth. Library patrons enjoyed a lawn party that included jumbo yard games and snacks (thanks to a generous donation from the HCS Student Government). Our adult patrons had fun with our first-ever summer BINGO challenge, while families enjoyed the library's annual scavenger hunt, a story walk, and other fun activities. When all was said and done, 2,766 people visited the library and saved \$104,588 checking out 3,453 library items in just the period from June 21 through the end of July!

As we began 2022, the TFL trustees articulated their goal to restore Sunday hours and make the weekday hours consistent over the remaining days. Prior to setting the final post-pandemic hours of operation, trustees were presented with data and analysis based on the circulation numbers per hour for a five-year period. Trustees also requested that daily traffic statistics be recorded to offer a secondary data point for future decision making - a practice that was launched immediately continues to date. Other routine data collection and analysis includes circulation, hourly foot traffic, daily visits, digital vs physical materials, number of card holders and one-time users, to name a few. Analysis, summary reports and updates of these can be found at tuckerfreelibrary.org or can be made available by asking any TFL staff member.

The fall of 2022 saw the return of the after-school patrons. The library is offering a chance for Henniker youth to learn, to grow, and to socialize with others in a warm and safe environment. They are borrowing books, participating in our new graphic novel book club, meeting with friends, using the library computers, and playing games. The vast majority of after-school users are respectful, polite and considerate of materials, staff, rules and their peers. We appreciate those patrons and encourage such behavior from all who enter the TFL doors.

In short, 2022 was a very good year for the Tucker Free Library. New staff, new programs and new users gave a heartfelt lift to our atmosphere. As always, TFL stayed within its budget limitations, but was able to offer new programs, services and materials for patrons. We continue to work closely with town officials and the public to figure out how to address the ongoing challenges of accessibility and safety and we hope to see greater progress in the coming year.

We encourage all Henniker residents to review and ask questions or express concerns about the operation and utilization of the TFL as an important town resource.



PATRON USE STATISTICS

CATEGORY	PATRONS	CIRCULATION
New Patrons	171	
Adult Residents	833	14,761
Juvenile Residents	267	4,188
Interlibrary Loan Partners	232	977
NEC Students/Residents	2	3
NEC Staff	2	-
Tucker Free Staff	13	902
SAU 24 Full Time Staff/Non-Resident	1	21
Provisional	4	6
Non-Resident \$50 Fee Paid	5	132
New Member	-	4
Home Delivery	-	11
Book Club	2	5
TOTAL	1,361	21,010
2022 Library Appropriation	\$	236,621.00
Money Saved by Henniker Residents Using TFL	\$	422,961.00





MATERIAL USE STATISTICS

NUMBER OF...	CIRCULATION
Materials checked out at Library	21,010
Materials downloaded by patrons	8,215
Materials checked out by Interlibrary Loan Partners	935
Interlibrary loan requests made by our patrons	985
	31,145

COLLECTION STATISTICS

MATERIAL AREA	ADDED	DISCARDED
Adult Materials	755	1,189
Early Readers	231	223
Middle Readers	159	2
Teen Readers	49	0
STEAM Kits	5	0
Audio Materials	54	191
Video Materials	78	0
	1,331	1605

eCONTENT - NH DOWNLOADS

	YEAR	MEMBERSHIP FEE	CIRCULATION	COST/CIRC
    nh newhamphshire Downloadable Books Consortium <small>Brought to you by your NH public library</small>	2008	\$ 500.00	759	\$ 1.32
	2009	\$ 550.00	1,090	\$ 0.50
	2010	\$ 550.00	1,308	\$ 0.42
	2011	\$ 700.00	1,819	\$ 0.38
	2012	\$ 875.00	3,018	\$ 0.29
	2013	\$ 1,000.00	3,841	\$ 0.26
	2014	\$ 1,103.00	3,979	\$ 0.25
	2015	\$ 1,103.00	4,989	\$ 0.22
	2016	\$ 1,159.00	5,201	\$ 0.22
	2017	\$ 1,337.00	5,853	\$ 0.22
	2018	\$ 1,676.00	6,390	\$ 0.26
	2019	\$ 1,751.00	6,114	\$ 0.28
	2020	\$ 1,890.00	6,665	\$ 0.28
	2021	\$ 1,956.00	6,782	\$ 0.19
	2022	\$ 1,922.00	8,215*	\$ 0.23

*Use: Audio (4,877), eBook (2,672), Magazine (666)

DONATIONS RECEIVED

MARTHA NEMICCOLO

For the Mary F. Kjellman Fund

ALICIA & DAVID MACLEAY

For the Mary F. Kjellman Fund

WILLIAM & DARBY MCGRAW

General Fund

JOSEPH & JOANNE GRADY

General Fund

THE GRADY FAMILY

To Honor Joseph and Joanne Grady

SKIP & CAROLYN MCKEAN

General Fund

LAURA M BUCCI

General Fund

DAN DACOSTA

General Fund

HENNIKER COMMUNITY SCHOOL— STUDENT GOVERNMENT

Proceeds from book sale— General Fund

EVERYONE WHO DROPPED THEIR SPARE CHANGE IN THE DONATION BOXES AT CIRCULATION DESKS.

\$160.52— General Fund

TO THE FRIENDS OF TUCKER FREE

Without whose generosity, Henniker would be void of the special things you do to support excellent library service.

MUCH GRATITUDE TO the Saturday morning garden clean-up crew, the Henniker Beautification Alliance, and the Henniker Parks Department for keeping our exterior looking good!

THANKS ... to everyone who has offered programs, led book discussions, taught us games, and helped with the community puzzle. Henniker residents have sought to reconnect with friends and neighbors, the library serving as the safe place to do so!

THIS REPORT IS SUBMITTED BY...

Lynn M. Piotrowicz, M.A., M.L.S.
Library Director

ON BEHALF OF THE TRUSTEES OF THE TUCKER FREE LIBRARY ...

Frances Tain, Chair
Debra Kreutzer, Treasurer
Anne Crotti, Friends' Liaison
E. Joseph Petrick, Secretary
John Capuco

TUCKER FREE LIBRARY - TREASURER'S REPORT 2022

REVENUE	2022 INCOME
Personnel Appropriation Funds	\$ 210,682.01
Cash Income & Trust Funds	\$ 33,012.17
Operational Income	\$ 32,615.97
Other Direct Income	\$ 12,347.83
2021 Unexpended/Reserve Funds	\$ 5,084.35
TOTAL REVENUE	\$ 293,742.33

EXPENDITURES	2022 EXPENDITURES
Personnel Expenses	\$ 210,682.01
Patron Service Expenses	\$ 24,713.86
Facility Management Expenses	\$ 34,199.85
Technology Management Expenses	\$ 954.00
Other Direct Costs	\$ 17,776.36
TOTAL EXPENDITURES	\$ 288,326.08

REVENUE OVER EXPENDITURES	\$ 5,416.25
----------------------------------	--------------------

RESERVED FUNDS		
Total Trust Funds Reserved	\$	2,635.54
Vivian Allen Fund	\$	448.81
Beres Fund	\$	2,000.00
TOTAL UNEXPENDED/RESERVE FUNDS		\$ 5,084.35

TRUST FUND ACCOUNTING

TRUSTEES OF TOWN TRUST FUNDS MANAGED	EXPENDITURE CATEGORY	RECEIVED 2022	BALANCE 12/31/2021	EXPENDED THRU 11/08/2022	DONATIONS TO 2022	DEPOSIT TO TRUST FUND	BALANCE 12/31/2022
L.A. Cogswell*	LIBRARY OPERATIONS	\$ 1,588.28	\$ -	\$ 1,588.28	\$ -	\$ -	\$ -
Dr. Francis O. Holmes*	MEMORIAL BOOKS	\$ 123.45	\$ 34.65	\$ 103.81	\$ -	\$ -	\$ 54.29
D.W. & E. Cogswell	LIBRARY OPERATIONS	\$ 1,029.17	\$ -	\$ 1,029.17	\$ -	\$ -	\$ -
A.D. Huntoon*	LIBRARY OPERATIONS	\$ 70.43	\$ -	\$ 70.43	\$ -	\$ -	\$ -
Marjorie B. Bennett*	MEMORIAL BOOKS	\$ 684.08	\$ 188.64	\$ 494.34	\$ -	\$ -	\$ 378.38
Scott J. Berry*	MEMORIAL BOOKS	\$ 122.25	\$ 519.31	\$ -	\$ -	\$ -	\$ 641.56
Mary F. Kjellman*	MEMORIAL BOOKS	\$ 196.81	\$ 361.09	\$ 67.48	\$ 250.00	\$ 250.00	\$ 490.42
James W. Doon*	MEMORIAL BOOKS	\$ 56.95	\$ 475.30	\$ -	\$ -	\$ -	\$ 532.25
Preston Fund	LIBRARY OPERATIONS	\$ 716.45	\$ -	\$ 716.45	\$ -	\$ -	\$ -
Alice V. Colby*	LIBRARY OPERATIONS	\$ 21.18	\$ -	\$ 21.18	\$ -	\$ -	\$ -
George W. Tucker	LIBRARY OPERATIONS	\$ 6,733.51	\$ -	\$ 6,733.51	\$ -	\$ -	\$ -
Robert N. Fitch*	MEMORIAL TECHNOLOGY	\$ 480.40	\$ -	\$ -	\$ 300.00	\$ 300.00	\$ 480.40
Walter K. Robinson	MEMORIAL BOOKS	\$ 118.58	\$ 34.89	\$ 95.23	\$ -	\$ -	\$ 58.24
		\$ 11,941.54	\$ 1,613.88	\$ 10,919.88	\$ 550.00	\$ 550.00	\$ 2,635.54

*Trusts that list Trustees of Tucker Free Library with fiduciary capacity

LIBRARY TRUSTEE MANAGED FUNDS	EXPENDITURE CATEGORY	BALANCE 12/31/18	BALANCE 12/31/19	BALANCE 12/31/2020	BALANCE 12/31/2021	BALANCE 12/31/2022
TD Bank						
Willis Cogswell	LIBRARY OPERATIONS	\$ 341,727.77	\$ 387,192.97	\$ 407,824.58	\$ 432,088.02	\$ 339,950.70
Bar Harbor	LIBRARY DEVELOPMENT					
SUBFUND	Starting Balance	% of Fund	12/31/2018	12/31/2019	12/31/2020	12/31/2021
Cammett, Helen	\$ 5,001.13	3.15	\$ 7,217.58	\$ 8,399.62	\$ 8,969.98	\$ 9,997.81
Childs, Anna	\$ 7,247.14	4.41	\$ 10,104.61	\$ 11,759.47	\$ 12,557.97	\$ 13,996.94
Soderstrom, Ann	\$ 189,147.45	88.28	\$ 202,275.59	\$ 235,402.82	\$ 251,387.27	\$ 280,192.63
TD Bank Refund	\$ 7,111.97	4.16	\$ 9,531.79	\$ 11,092.84	\$ 11,846.07	\$ 13,203.46
Total of Funds	\$ 208,507.69	100%	\$229,129.58	\$266,654.76	284,761.29	317,390.84
						271,604.39