

1. Purpose

It shall be the purpose of this policy to direct the investment activity of the **Tucker Free Library**.

2. Objective

The objectives of investment activities shall be as follows: first, safety and preservation of principal; second, liquidity; and third, maximizing the return for the fund. With respect to return or yield, the assets of the portfolio are to be invested for the benefit of the **Tucker Free Library** to maintain or increase the purchasing power of the funds principal and income over the long term, taking into account the primary objectives of safety and liquidity.

Additionally, this document sets forth the Trustees’ wishes and criteria for use of funds.

Known to Town of Henniker as an “UNRESERVED FUND BALANCE” the Trustees have set out use parameters to insure the long-term solvency of this conglomeration of funds known as the “CHARTER TRUST ACCOUNT.”

| SUBFUND | STARTING BALANCE 2010 | % OF FUND | CHARACTERIZATION OF FUND |
|-----------------|--------------------------|--------------|--------------------------|
| Cammett, Helen | \$ 5,001.13 | 3.15 | UNRESTRICTED |
| Childs, Anna | \$ 7,247.14 | 4.41 | RESTRICTED |
| Soderstrom, Ann | \$ 189,147.45 | 88.28 | UNRESTRICTED |
| TD Bank Refund | \$ 7,111.97 | 4.16 | UNRESTRICTED |
| TOTAL OF FUNDS | \$ 208,507.69 | 100.0 | |

The Trustees voted to designate any of the unrestricted funds in the Charter Trust Account as a board restricted endowment. (RECORD OF VOTE & DISCUSSION RELATED TO DECISION FOUND IN MINUTES OF: 09082021)

A Trustee vote at a later time could remove that designation. From an accounting and legal standpoint, the funds remain available for use, both principal and income, subject to a trustee vote and underlying town meeting spending appropriation.

3. Spending Policy

The Tucker Free Library has adopted a spending policy rule that allows a percentage of the average market value over the trailing three years to be used for capital improvements and special projects. It is the Trustees’ intention that these funds are not to be used for general operating expenses. The Tucker Free Library has a December 31 fiscal year end. The allowable percentage rate is set to provide a relatively predictable stream of income while maintaining a principal base that will grow. The spending policy and allowable percentage are reviewed annually by the Trustees and the investment

manager. The allowable percentage rate shall not exceed 1.5% unless approved by the Board of Trustees.

4. Investment Authority

Professional guidance: Whenever required or deemed necessary by the trustees, professional guidance will be requested of experienced professionals in the investment field. The Trustees will hire or employ the trust department or departments of a bank or banks or a brokerage firm to assist in the management and investment of trust fund resources in compliance with the investment guidelines outlined in this policy.

5. Responsibilities

- a. In accordance with this policy, the Trustees shall periodically:
 - i. Review the acceptability of various asset categories
 - ii. Set guidelines for the percentage of various asset categories
 - iii. Monitor investment manager performance.
 - iv. Establish specific goals.
- b. The Trustees have hired a professional investment manager, **Charter Trust Company**. The Trustees expect the assets to be managed over the long term. They neither expect nor encourage high turnover, nor emphasis on the short term.
- c. Those investments that the Trustees oversee should not be for speculation, but for investment, always considering the safety of capital as well as the probable income.
- d. The Investment Policy Statement should be reviewed and approved by the Trustees at least annually.

6. Approved Investments

- a. The Trustees shall select asset classifications, presently limited to domestic and international common stock, preferred stock, U.S. government and corporate bonds, mutual funds, exchange traded funds, and cash equivalents.

7. Constraints

- a. **Guidelines – Equities:**
 - i. **The percentage of the portfolio in common and convertible preferred stock shall not exceed 65% nor fall below 35% of the total market value of the portfolio. The current target is 50%.**

- ii. Equities purchases are restricted to those listed in the S&P 1500 & Global 700 indices and/or those approved by the Investment Manager unless otherwise noted.
- iii. For the purpose of diversification, no single equity should exceed 10% of the total market value of the equity portion of the portfolio, except in unusual circumstances. The total value of a single company (equity or fixed income) should not exceed 10% of the market value of the entire portfolio.
- iv. The equity portfolio shall at all times be well diversified across industry groups as defined by Standard & Poor's. Although the Trustees prefer not to specify precise weightings, the intent is to comply with common law prudence.

b. Guidelines – Fixed Income and Cash Equivalents:

- i. **The percentage of the portfolio held in fixed income investments and cash equivalents shall not exceed 65% nor fall below 35% of the total market value of the portfolio. The current target is 50% of total assets: 45% fixed income, 5% cash equivalents.**
- ii. Convertible bonds and preferred stock shall not exceed 15% of the total market value of the portfolio.
- iii. Corporate bonds shall at the time of purchase be restricted to "investment grade" quality (BBB or better) by a nationally recognized rating agency.

8. Reporting

The investment manager shall provide quarterly reports listing all holdings and transactions. Additionally, the investment manager shall provide periodic reviews comparing portfolio performance to relative indices.

9. Conflicts of Interest

Trustees shall refrain from personal business activity that could conflict with the investment program or could impair their ability to make impartial investment decisions. Trustees shall disclose any significant outside activity or interest that could be related to the investment performance.

TUCKER FREE LIBRARY INVESTMENT POLICY FOR CHARTER TRUST/BAR HARBOR FUND

Any deviation from these policy guidelines shall require the approval of the Tucker Free Library board of trustees.

Approved by the Trustees:

| | |
|---------|-------|
| _____ | _____ |
| Trustee | Date |

| | |
|---------|-------|
| _____ | _____ |
| Trustee | Date |

| | |
|---------|-------|
| _____ | _____ |
| Trustee | Date |

| | |
|---------|-------|
| _____ | _____ |
| Trustee | Date |

| | |
|---------|-------|
| _____ | _____ |
| Trustee | Date |

Addition to INVESTMENT Policy
Added to Policy dated: 02/09/2010
Approved by Board of Trustees, 09/08/2021

Overview of Your Account - 8000005411 Tucker Free Library

Investment Objective: CT - Balanced

Activity Summary

| | This Period (\$) | Year to Date (\$) |
|-------------------------------------|---------------------|---------------------|
| Beginning Market Value | 284,761.29 | 284,761.29 |
| Cash & Security Transfers | 0.00 | 0.00 |
| Contributions | 0.00 | 0.00 |
| Income & Capital Gain Distributions | 4,775.58 | 4,775.58 |
| Fees | -2,000.00 | -2,000.00 |
| Withdrawals | 0.00 | 0.00 |
| Change in Account Value | 29,853.97 | 29,853.97 |
| Market Value on Dec 31, 2021 | \$317,390.84 | \$317,390.84 |

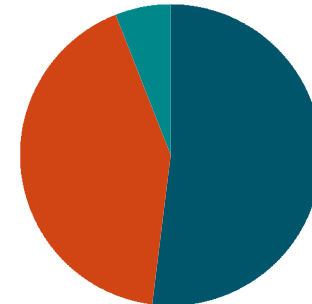
Income Earned

| | This Period (\$) | Year to Date (\$) |
|--|--------------------|--------------------|
| Taxable Income | 0.00 | 0.00 |
| Tax-Exempt Income | 4,697.15 | 4,697.15 |
| Tax-Deferred Income | 0.00 | 0.00 |
| Total Income Earned | \$4,697.15 | \$4,697.15 |
| Total Short Term Realized Capital Gain/Loss | \$2,642.82 | \$2,642.82 |
| Total Long Term Realized Capital Gain/Loss | \$12,948.89 | \$12,948.89 |
| Total Realized Capital Gain/Loss | \$15,591.71 | \$15,591.71 |

This summary is for your reference. It is not intended for tax-reporting purposes. Taxable income is taxable at the federal level and may be taxable at the state level.

Asset Allocation on December 31, 2021

| | Market Value (\$) | Percent |
|------------------------------|---------------------|-------------|
| Equity | 163,712.92 | 52% |
| Fixed Income | 134,787.19 | 42% |
| Cash & Equivalents | 18,890.73 | 6% |
| Total of Your Account | \$317,390.84 | 100% |



Portfolio Holdings on December 31, 2021

| | Number of Shares | Share price | Market Value Accrued Inc. | Cost Basis / Unrealized G/L | Est. Ann. Inc. | % of Account |
|--|-----------------------------|--------------------|--------------------------------------|--|-----------------------|-------------------------|
| Equity | | | | | | |
| Abbott Laboratories TICKER: ABT - CUSIP:002824100 | 38.00 | 140.74 | 5,348.12 0.00 | 3,575.13 1,772.99 | 71.44 | 1.69% |
| Adobe Inc TICKER: ADBE - CUSIP:00724F101 | 7.00 | 567.06 | 3,969.42 0.00 | 1,931.44 2,037.98 | 0.00 | 1.25% |
| Air Products and Chemicals Inc TICKER: APD - CUSIP:009158106 | 16.00 | 304.26 | 4,868.16 24.00 | 3,828.24 1,039.92 | 96.00 | 1.53% |
| Alphabet Inc TICKER: GOOGL - CUSIP:02079K305 | 2.00 | 2,897.04 | 5,794.08 0.00 | 2,532.05 3,262.03 | 0.00 | 1.83% |
| Amazon.com Inc TICKER: AMZN - CUSIP:023135106 | 2.00 | 3,334.34 | 6,668.68 0.00 | 5,023.18 1,645.50 | 0.00 | 2.10% |
| American Tower Corp TICKER: AMT - CUSIP:03027X100 | 15.00 | 292.50 | 4,387.50 20.85 | 3,884.48 503.02 | 78.15 | 1.38% |
| Ametek Inc TICKER: AME - CUSIP:031100100 | 0.00 | 0.00 | 0.00 0.00 | 0.00 0.00 | 0.00 | 0.00% |
| Amgen Inc TICKER: AMGN - CUSIP:031162100 | 0.00 | 0.00 | 0.00 0.00 | 0.00 0.00 | 0.00 | 0.00% |
| Apple Inc TICKER: AAPL - CUSIP:037833100 | 28.00 | 177.57 | 4,971.96 0.00 | 563.01 4,408.95 | 24.22 | 1.57% |
| Berkshire Hathaway Inc TICKER: BRK/B - CUSIP:084670702 | 16.00 | 299.00 | 4,784.00 0.00 | 2,915.24 1,868.76 | 0.00 | 1.51% |
| Chevron Corp TICKER: CVX - CUSIP:166764100 | 27.00 | 117.35 | 3,168.45 0.00 | 2,253.56 914.89 | 143.37 | 1.00% |
| Costco Wholesale Corp TICKER: COST - CUSIP:22160K105 | 8.00 | 567.70 | 4,541.60 0.00 | 2,442.07 2,099.53 | 25.28 | 1.43% |
| Danaher Corp TICKER: DHR - CUSIP:235851102 | 15.00 | 329.01 | 4,935.15 3.15 | 2,136.60 2,798.55 | 12.60 | 1.55% |
| Exxon Mobil Corp TICKER: XOM - CUSIP:30231G102 | 21.00 | 61.19 | 1,284.99 0.00 | 1,285.27 -0.28 | 73.92 | 0.40% |
| Financial Select Sector SPDR Fund TICKER: XLF - CUSIP:81369Y605 | 82.00 | 39.05 | 3,202.10 0.00 | 2,813.01 389.09 | 52.23 | 1.01% |
| Home Depot Inc/The TICKER: HD - CUSIP:437076102 | 11.00 | 415.01 | 4,565.11 0.00 | 3,139.33 1,425.78 | 72.60 | 1.44% |

Portfolio Holdings on December 31, 2021 (continued)

| | Number of Shares | Share price | Market Value Accrued Inc. | Cost Basis / Unrealized G/L | Est. Ann. Inc. | % of Account |
|---|---------------------|-------------|------------------------------|--------------------------------|----------------|-----------------|
| Equity (continued) | | | | | | |
| Honeywell International Inc TICKER: HON - CUSIP:438516106 | 11.00 | 208.51 | 2,293.61 0.00 | 2,525.37 -231.76 | 43.12 | 0.72% |
| Intercontinental Exchange Inc TICKER: ICE - CUSIP:45866F104 | 24.00 | 136.77 | 3,282.48 0.00 | 2,770.92 511.56 | 31.68 | 1.03% |
| iShares Core S&P Mid-Cap ETF TICKER: IJH - CUSIP:464287507 | 14.00 | 283.08 | 3,963.12 0.00 | 3,587.15 375.97 | 46.90 | 1.25% |
| iShares Core S&P Small-Cap ETF TICKER: IJR - CUSIP:464287804 | 17.00 | 114.51 | 1,946.67 0.00 | 1,885.56 61.11 | 29.82 | 0.61% |
| Johnson & Johnson TICKER: JNJ - CUSIP:478160104 | 25.00 | 171.07 | 4,276.75 0.00 | 2,959.54 1,317.21 | 106.00 | 1.35% |
| JPMorgan Chase & Co TICKER: JPM - CUSIP:46625H100 | 28.00 | 158.35 | 4,433.80 0.00 | 2,530.50 1,903.30 | 112.00 | 1.40% |
| L3Harris Technologies Inc TICKER: LHX - CUSIP:502431109 | 14.00 | 213.24 | 2,985.36 0.00 | 2,669.73 315.63 | 57.12 | 0.94% |
| Lam Research Corp TICKER: LRCX - CUSIP:512807108 | 5.00 | 719.15 | 3,595.75 7.50 | 1,884.95 1,710.80 | 30.00 | 1.13% |
| Mastercard Inc TICKER: MA - CUSIP:57636Q104 | 7.00 | 359.32 | 2,515.24 0.00 | 1,787.55 727.69 | 13.72 | 0.79% |
| Meta Platforms Inc TICKER: FB - CUSIP:30303M102 | 14.00 | 336.35 | 4,708.90 0.00 | 2,581.95 2,126.95 | 0.00 | 1.48% |
| Microsoft Corp TICKER: MSFT - CUSIP:594918104 | 22.00 | 336.32 | 7,399.04 0.00 | 3,819.82 3,579.22 | 54.56 | 2.33% |
| NextEra Energy Inc TICKER: NEE - CUSIP:65339F101 | 64.00 | 93.36 | 5,975.04 0.00 | 3,966.80 2,008.24 | 98.56 | 1.88% |
| NIKE Inc TICKER: NKE - CUSIP:654106103 | 33.00 | 166.67 | 5,500.11 0.00 | 3,271.46 2,228.65 | 40.26 | 1.73% |
| Novo Nordisk A/S TICKER: NVO - CUSIP:670100205 | 32.00 | 112.00 | 3,584.00 0.00 | 2,118.87 1,465.13 | 33.60 | 1.13% |
| PepsiCo Inc TICKER: PEP - CUSIP:713448108 | 20.00 | 173.71 | 3,474.20 21.50 | 2,640.52 833.68 | 86.00 | 1.09% |

Portfolio Holdings on December 31, 2021 (continued)

| | Number of Shares | Share price | Market Value Accrued Inc. | Cost Basis / Unrealized G/L | Est. Ann. Inc. | % of Account |
|--|---------------------|-------------|---------------------------------------|---|-------------------|-----------------|
| Equity (continued) | | | | | | |
| Phillips 66 TICKER: PSX - CUSIP:718546104 | 0.00 | 0.00 | 0.00 0.00 | 0.00 0.00 | 0.00 | 0.00% |
| Procter & Gamble Co/The TICKER: PG - CUSIP:742718109 | 22.00 | 163.58 | 3,598.76 0.00 | 2,620.35 978.41 | 76.54 | 1.13% |
| Roper Technologies Inc TICKER: ROP - CUSIP:776696106 | 6.00 | 491.86 | 2,951.16 0.00 | 1,967.33 983.83 | 14.88 | 0.93% |
| Synopsys Inc TICKER: SNPS - CUSIP:871607107 | 10.00 | 368.50 | 3,685.00 0.00 | 1,499.35 2,185.65 | 0.00 | 1.16% |
| Technology Select Sector SPDR Fund TICKER: XLK - CUSIP:81369Y803 | 61.00 | 173.87 | 10,606.07 0.00 | 2,793.30 7,812.77 | 68.44 | 3.38% |
| Thermo Fisher Scientific Inc TICKER: TMO - CUSIP:883556102 | 5.00 | 667.24 | 3,336.20 1.30 | 1,477.95 1,858.25 | 5.20 | 1.05% |
| Vanguard FTSE Developed Markets ETF TICKER: VEA - CUSIP:921943858 | 155.00 | 51.06 | 7,914.30 0.00 | 7,761.17 153.13 | 250.17 | 2.49% |
| Vanguard FTSE Emerging Markets ETF TICKER: VWO - CUSIP:922042858 | 65.00 | 49.46 | 3,214.90 0.00 | 3,428.88 -213.98 | 84.44 | 1.01% |
| Visa Inc TICKER: V - CUSIP:92826C839 | 0.00 | 0.00 | 0.00 0.00 | 0.00 0.00 | 0.00 | 0.00% |
| Walt Disney Co/The TICKER: DIS - CUSIP:254687106 | 16.00 | 154.89 | 2,478.24 0.00 | 1,628.40 849.84 | 0.00 | 0.78% |
| Waste Management Inc TICKER: WM - CUSIP:94106L109 | 21.00 | 166.90 | 3,504.90 0.00 | 2,213.72 1,291.18 | 48.30 | 1.10% |
| Total Equity | | | \$163,712.92 \$78.30 | \$104,713.75 \$58,999.17 | \$1,981.12 | 51.58% |
| Fixed Income | | | | | | |
| CVS Health Corp 3.875% 20 Jul 2025 CUSIP:126650CL2 | 10,000.00 | 107.5128 | 10,751.28 173.30 | 10,247.66 503.62 | 387.50 | 3.39% |
| Exxon Mobil Corp 3.043% 01 Mar 2026 CUSIP:30231GAT9 | 20,000.00 | 105.8418 | 21,168.36 202.87 | 20,071.27 1,097.09 | 608.60 | 6.67% |
| iShares 1-3 Year Treasury Bond ETF TICKER: SHY - CUSIP:464287457 | 0.00 | 0.00 | 0.00 0.00 | 0.00 0.00 | 0.00 | 0.00% |

Portfolio Holdings on December 31, 2021 (continued)

| | Number of Shares | Share price | Market Value Accrued Inc. | Cost Basis / Unrealized G/L | Est. Ann. Inc. | % of Account |
|--|---------------------|-------------|--|---|-------------------|-----------------|
| Fixed Income (continued) | | | | | | |
| iShares 3-7 Year Treasury Bond ETF TICKER: IEI - CUSIP:464288661 | 0.00 | 0.00 | 0.00 0.00 | 0.00 0.00 | 0.00 | 0.00% |
| iShares 5-10 Year Investment Grade Corporate Bond ETF TICKER: IGIB - CUSIP:464288638 | 372.00 | 59.27 | 22,048.44 0.00 | 20,165.78 1,882.66 | 506.66 | 6.95% |
| iShares Core U.S. Aggregate Bond ETF TICKER: AGG - CUSIP:464287226 | 419.00 | 114.08 | 47,799.52 0.00 | 48,479.91 -680.39 | 846.38 | 15.06% |
| iShares iBoxx USD Investment Grade Corporate Bond ETF TICKER: LQD - CUSIP:464287242 | 37.00 | 132.52 | 4,903.24 0.00 | 4,782.81 120.43 | 112.70 | 1.54% |
| iShares Trust iShares 1-5 Year Investment Grade Corporate Bond ETF TICKER: IGSB - CUSIP:464288646 | 338.00 | 53.88 | 18,211.44 0.00 | 18,493.20 -281.76 | 302.17 | 5.74% |
| John Deere Capital Corp .45% 17 Jan 2024 CUSIP:24422EVN6 | 10,000.00 | 99.0491 | 9,904.91 20.50 | 9,985.80 -80.89 | 45.00 | 3.12% |
| United States Treasury Note/Bond 1.125% 31 Jul 2021 CUSIP:912828S76 | 0.00 | 0.00 | 0.00 0.00 | 0.00 0.00 | 0.00 | 0.00% |
| Total Fixed Income | | | \$134,787.19 \$396.67 | \$132,226.43 \$2,560.76 | \$2,809.01 | 42.47% |
| Cash & Equivalents | | | | | | |
| <i>Capital Portfolio</i> | | | | | | |
| Daily Bank Money Market Fund TICKER: DBMMF - CUSIP:DBMMF9997 | 16,585.75 | 1.00 | 16,585.75 0.84 | 16,585.75 0.00 | 9.95 | 5.22% |
| US Dollar Spot Currency:USD | 2,304.98 | 1.00 | 2,304.98 0.00 | 2,304.98 0.00 | 0.00 | 0.73% |
| Total Capital Portfolio | | | \$18,890.73 \$0.84 | \$18,890.73 \$0.00 | \$9.95 | 5.95% |
| Total Cash & Equivalents | | | \$18,890.73 \$0.84 | \$18,890.73 \$0.00 | \$9.95 | 5.95% |
| Total For Your Portfolio | | | \$317,390.84 \$475.81 | \$255,830.91 \$61,559.93 | \$4,800.08 | 100.00% |

Your Transaction Detail

| Trade Date | Transaction Description | Amount | Accrued Income | Cost Basis Realized G/L |
|---------------------------------|--|--------------------|----------------|-------------------------|
| Disbursements | | | | |
| <i>Fees</i> | | | | |
| March 12, 2021 | Base Fee - Wealth Management, Computed for 8000005411 | -500.00 | | 0.00 |
| June 14, 2021 | Base Fee - Wealth Management, Computed for 8000005411 | -500.00 | | 0.00 |
| September 13, 2021 | Base Fee - Wealth Management, Computed for 8000005411 | -500.00 | | 0.00 |
| December 13, 2021 | Base Fee - Wealth Management, Computed for 8000005411 | -500.00 | | 0.00 |
| Total Fees | | -\$2,000.00 | \$0.00 | \$0.00 |
| Total Disbursements | | -\$2,000.00 | \$0.00 | \$0.00 |
| Corporate Actions/Income | | | | |
| <i>Dividends</i> | | | | |
| January 4, 2021 | Daily Rate Income on Daily Bank Money Market Fund For Period of 12/01/20 to 12/31/20 Due on 01/04/21 | 1.04 | | 0.00 |
| January 6, 2021 | Cash Dividend 1.3 USD Lam Research Corp For 5.00 Shares Due on 01/06/21 With Ex Date 12/08/20 | 6.50 | | 0.00 |
| January 7, 2021 | Cash Dividend 1.0225 USD PepsiCo Inc For 20.00 Shares Due on 01/07/21 With Ex Date 12/03/20 | 20.45 | | 0.00 |
| January 15, 2021 | Cash Dividend 0.22 USD Thermo Fisher Scientific Inc For 11.00 Shares Due on 01/15/21 With Ex Date 12/14/20 | 2.42 | | 0.00 |
| January 22, 2021 | Cash Dividend 0.5625 USD Roper Technologies Inc For 6.00 Shares Due on 01/22/21 With Ex Date 01/07/21 | 3.38 | | 0.00 |
| January 29, 2021 | Cash Dividend 0.18 USD Danaher Corp For 22.00 Shares Due on 01/29/21 With Ex Date 12/24/20 | 3.96 | | 0.00 |
| February 1, 2021 | Cash Dividend 0.9 USD JPMorgan Chase & Co For 36.00 Shares Due on 02/01/21 With Ex Date 01/05/21 | 32.40 | | 0.00 |
| February 1, 2021 | Daily Rate Income on Daily Bank Money Market Fund For Period of 01/01/21 to 01/31/21 Due on 02/01/21 | 1.05 | | 0.00 |
| February 2, 2021 | Cash Dividend 1.21 USD American Tower Corp For 15.00 Shares Due on 02/02/21 With Ex Date 12/24/20 | 18.15 | | 0.00 |
| February 5, 2021 | Cash Dividend 0.086751 USD iShares 3-7 Year Treasury Bond ETF For 62.00 Shares Due on 02/05/21 With Ex Date 02/01/21 | 5.38 | | 0.00 |

Your Transaction Detail (continued)

| Trade Date | Transaction Description | Amount | Accrued Income | Cost Basis Realized G/L |
|---|--|--------|----------------|-------------------------|
| Corporate Actions/Income (Continued) | | | | |
| <i>Dividends (Continued)</i> | | | | |
| February 5, 2021 | Cash Dividend 0.118458 USD iShares 5-10 Year Investment Grade Corporate Bond ETF For 372.00 Shares Due on 02/05/21 With Ex Date 02/01/21 | 44.07 | | 0.00 |
| February 5, 2021 | Cash Dividend 0.030107 USD iShares 1-3 Year Treasury Bond ETF For 90.00 Shares Due on 02/05/21 With Ex Date 02/01/21 | 2.71 | | 0.00 |
| February 5, 2021 | Cash Dividend 0.191959 USD iShares Core U.S. Aggregate Bond ETF For 213.00 Shares Due on 02/05/21 With Ex Date 02/01/21 | 40.89 | | 0.00 |
| February 5, 2021 | Cash Dividend 0.267259 USD iShares iBoxx USD Investment Grade Corporate Bond ETF For 37.00 Shares Due on 02/05/21 With Ex Date 02/01/21 | 9.89 | | 0.00 |
| February 8, 2021 | Cash Dividend 1.34 USD Air Products and Chemicals Inc For 16.00 Shares Due on 02/08/21 With Ex Date 12/31/20 | 21.44 | | 0.00 |
| February 9, 2021 | Cash Dividend 0.44 USD Mastercard Inc For 13.00 Shares Due on 02/09/21 With Ex Date 01/07/21 | 5.72 | | 0.00 |
| February 11, 2021 | Cash Dividend 0.205 USD Apple Inc For 44.00 Shares Due on 02/11/21 With Ex Date 02/05/21 | 9.02 | | 0.00 |
| February 16, 2021 | Cash Dividend 0.45 USD Abbott Laboratories For 43.00 Shares Due on 02/16/21 With Ex Date 01/14/21 | 19.35 | | 0.00 |
| February 16, 2021 | Cash Dividend 0.7907 USD Procter & Gamble Co/The For 33.00 Shares Due on 02/16/21 With Ex Date 01/21/21 | 26.09 | | 0.00 |
| February 19, 2021 | Cash Dividend 0.7 USD Costco Wholesale Corp For 13.00 Shares Due on 02/19/21 With Ex Date 02/04/21 | 9.10 | | 0.00 |
| March 1, 2021 | Cash Dividend 0.9 USD Phillips 66 For 17.00 Shares Due on 03/01/21 With Ex Date 02/19/21 | 15.30 | | 0.00 |
| March 1, 2021 | Daily Rate Income on Daily Bank Money Market Fund For Period of 02/01/21 to 02/28/21 Due on 03/01/21 | 0.97 | | 0.00 |
| March 1, 2021 | Cash Dividend 0.32 USD Visa Inc For 21.00 Shares Due on 03/01/21 With Ex Date 02/11/21 | 6.72 | | 0.00 |
| March 5, 2021 | Cash Dividend 0.269203 USD iShares iBoxx USD Investment Grade Corporate Bond ETF For 37.00 Shares Due on 03/05/21 With Ex Date 03/01/21 | 9.96 | | 0.00 |
| March 5, 2021 | Cash Dividend 0.118094 USD iShares 5-10 Year Investment Grade Corporate Bond ETF For 372.00 Shares Due on 03/05/21 With Ex Date 03/01/21 | 43.93 | | 0.00 |

Your Transaction Detail (continued)

| Trade Date | Transaction Description | Amount | Accrued Income | Cost Basis Realized G/L |
|---|---|--------|----------------|----------------------------|
| Corporate Actions/Income (Continued) | | | | |
| <i>Dividends (Continued)</i> | | | | |
| March 5, 2021 | Cash Dividend 0.022035 USD iShares 1-3 Year Treasury Bond ETF For 90.00 Shares Due on 03/05/21 With Ex Date 03/01/21 | 1.98 | | 0.00 |
| March 5, 2021 | Cash Dividend 0.078274 USD iShares 3-7 Year Treasury Bond ETF For 62.00 Shares Due on 03/05/21 With Ex Date 03/01/21 | 4.85 | | 0.00 |
| March 5, 2021 | Cash Dividend 0.189702 USD iShares Core U.S. Aggregate Bond ETF For 213.00 Shares Due on 03/05/21 With Ex Date 03/01/21 | 40.41 | | 0.00 |
| March 8, 2021 | Cash Dividend 1.76 USD Amgen Inc For 11.00 Shares Due on 03/08/21 With Ex Date 02/11/21 | 19.36 | | 0.00 |
| March 9, 2021 | Cash Dividend 1.01 USD Johnson & Johnson For 28.00 Shares Due on 03/09/21 With Ex Date 02/22/21 | 28.28 | | 0.00 |
| March 10, 2021 | Cash Dividend 1.29 USD Chevron Corp For 27.00 Shares Due on 03/10/21 With Ex Date 02/16/21 | 34.83 | | 0.00 |
| March 10, 2021 | Cash Dividend 0.87 USD Exxon Mobil Corp For 29.00 Shares Due on 03/10/21 With Ex Date 02/09/21 | 25.23 | | 0.00 |
| March 11, 2021 | Cash Dividend 0.56 USD Microsoft Corp For 26.00 Shares Due on 03/11/21 With Ex Date 02/17/21 | 14.56 | | 0.00 |
| March 15, 2021 | Cash Dividend 0.385 USD NextEra Energy Inc For 64.00 Shares Due on 03/15/21 With Ex Date 02/25/21 | 24.64 | | 0.00 |
| March 25, 2021 | Cash Dividend 1.65 USD Home Depot Inc/The For 11.00 Shares Due on 03/25/21 With Ex Date 03/10/21 | 18.15 | | 0.00 |
| March 25, 2021 | Cash Dividend 0.0684 USD Vanguard FTSE Emerging Markets ETF For 40.00 Shares Due on 03/25/21 With Ex Date 03/22/21 | 2.74 | | 0.00 |
| March 25, 2021 | Cash Dividend 0.151233 USD Financial Select Sector SPDR Fund For 82.00 Shares Due on 03/25/21 With Ex Date 03/22/21 | 12.40 | | 0.00 |
| March 25, 2021 | Cash Dividend 0.273149 USD Technology Select Sector SPDR Fund For 76.00 Shares Due on 03/25/21 With Ex Date 03/22/21 | 20.76 | | 0.00 |
| March 25, 2021 | Cash Dividend 0.2312 USD Vanguard FTSE Developed Markets ETF For 100.00 Shares Due on 03/25/21 With Ex Date 03/22/21 | 23.12 | | 0.00 |
| March 26, 2021 | Cash Dividend 1.02 USD L3Harris Technologies Inc For 14.00 Shares Due on 03/26/21 With Ex Date 03/11/21 | 14.28 | | 0.00 |

Your Transaction Detail (continued)

| Trade Date | Transaction Description | Amount | Accrued Income | Cost Basis Realized G/L |
|---|--|--------|----------------|-------------------------|
| Corporate Actions/Income (Continued) | | | | |
| <i>Dividends (Continued)</i> | | | | |
| March 26, 2021 | Cash Dividend 0.575 USD Waste Management Inc For 25.00 Shares Due on 03/26/21 With Ex Date 03/11/21 | 14.38 | | 0.00 |
| March 31, 2021 | Cash Dividend 0.33 USD Intercontinental Exchange Inc For 24.00 Shares Due on 03/31/21 With Ex Date 03/16/21 | 7.92 | | 0.00 |
| March 31, 2021 | Cash Dividend 1.0225 USD PepsiCo Inc For 20.00 Shares Due on 03/31/21 With Ex Date 03/04/21 | 20.45 | | 0.00 |
| March 31, 2021 | Cash Dividend 0.2 USD Ametek Inc For 30.00 Shares Due on 03/31/21 With Ex Date 03/12/21 | 6.00 | | 0.00 |
| March 31, 2021 | Cash Dividend 0.667191 USD iShares Core S&P Mid-Cap ETF For 14.00 Shares Due on 03/31/21 With Ex Date 03/25/21 | 9.34 | | 0.00 |
| March 31, 2021 | Cash Dividend 0.265586 USD iShares Core S&P Small-Cap ETF For 17.00 Shares Due on 03/31/21 With Ex Date 03/25/21 | 4.51 | | 0.00 |
| April 1, 2021 | Cash Dividend 0.275 USD NIKE Inc For 39.00 Shares Due on 04/01/21 With Ex Date 02/26/21 | 10.73 | | 0.00 |
| April 1, 2021 | Daily Rate Income on Daily Bank Money Market Fund For Period of 03/01/21 to 03/31/21 Due on 04/01/21 | 0.90 | | 0.00 |
| April 7, 2021 | Cash Dividend 1.3 USD Lam Research Corp For 5.00 Shares Due on 04/07/21 With Ex Date 03/16/21 | 6.50 | | 0.00 |
| April 7, 2021 | Cash Dividend 0.922122 USD Novo Nordisk A/S For 60.00 Shares Due on 04/07/21 With Ex Date 03/26/21 | 39.79 | | 0.00 |
| April 8, 2021 | Cash Dividend 0.25392 USD iShares iBoxx USD Investment Grade Corporate Bond ETF For 37.00 Shares Due on 04/08/21 With Ex Date 04/01/21 | 9.40 | | 0.00 |
| April 8, 2021 | Cash Dividend 0.113081 USD iShares 5-10 Year Investment Grade Corporate Bond ETF For 372.00 Shares Due on 04/08/21 With Ex Date 04/01/21 | 42.07 | | 0.00 |
| April 8, 2021 | Cash Dividend 0.078275 USD iShares 3-7 Year Treasury Bond ETF For 62.00 Shares Due on 04/08/21 With Ex Date 04/01/21 | 4.85 | | 0.00 |
| April 8, 2021 | Cash Dividend 0.172203 USD iShares Core U.S. Aggregate Bond ETF For 213.00 Shares Due on 04/08/21 With Ex Date 04/01/21 | 36.68 | | 0.00 |
| April 8, 2021 | Cash Dividend 0.019313 USD iShares 1-3 Year Treasury Bond ETF For 90.00 Shares Due on 04/08/21 With Ex Date 04/01/21 | 1.74 | | 0.00 |

Your Transaction Detail (continued)

| Trade Date | Transaction Description | Amount | Accrued Income | Cost Basis Realized G/L |
|---|--|--------|----------------|----------------------------|
| Corporate Actions/Income (Continued) | | | | |
| <i>Dividends (Continued)</i> | | | | |
| April 16, 2021 | Cash Dividend 0.26 USD Thermo Fisher Scientific Inc For 11.00 Shares Due on 04/16/21 With Ex Date 03/15/21 | 2.86 | | 0.00 |
| April 22, 2021 | Cash Dividend 0.5625 USD Roper Technologies Inc For 6.00 Shares Due on 04/22/21 With Ex Date 04/01/21 | 3.38 | | 0.00 |
| April 29, 2021 | Cash Dividend 1.24 USD American Tower Corp For 15.00 Shares Due on 04/29/21 With Ex Date 04/12/21 | 18.60 | | 0.00 |
| April 30, 2021 | Cash Dividend 0.21 USD Danaher Corp For 22.00 Shares Due on 04/30/21 With Ex Date 03/25/21 | 4.62 | | 0.00 |
| April 30, 2021 | Cash Dividend 0.9 USD JPMorgan Chase & Co For 36.00 Shares Due on 04/30/21 With Ex Date 04/05/21 | 32.40 | | 0.00 |
| May 3, 2021 | Daily Rate Income on Daily Bank Money Market Fund For Period of 04/01/21 to 04/30/21 Due on 05/03/21 | 0.79 | | 0.00 |
| May 7, 2021 | Cash Dividend 0.44 USD Mastercard Inc For 13.00 Shares Due on 05/07/21 With Ex Date 04/08/21 | 5.72 | | 0.00 |
| May 7, 2021 | Cash Dividend 0.110996 USD iShares 5-10 Year Investment Grade Corporate Bond ETF For 372.00 Shares Due on 05/07/21 With Ex Date 05/03/21 | 41.29 | | 0.00 |
| May 7, 2021 | Cash Dividend 0.012243 USD iShares 1-3 Year Treasury Bond ETF For 90.00 Shares Due on 05/07/21 With Ex Date 05/03/21 | 1.10 | | 0.00 |
| May 7, 2021 | Cash Dividend 0.07943 USD iShares 3-7 Year Treasury Bond ETF For 62.00 Shares Due on 05/07/21 With Ex Date 05/03/21 | 4.92 | | 0.00 |
| May 7, 2021 | Cash Dividend 0.255166 USD iShares iBoxx USD Investment Grade Corporate Bond ETF For 37.00 Shares Due on 05/07/21 With Ex Date 05/03/21 | 9.44 | | 0.00 |
| May 7, 2021 | Cash Dividend 0.172575 USD iShares Core U.S. Aggregate Bond ETF For 213.00 Shares Due on 05/07/21 With Ex Date 05/03/21 | 36.76 | | 0.00 |
| May 10, 2021 | Cash Dividend 1.5 USD Air Products and Chemicals Inc For 16.00 Shares Due on 05/10/21 With Ex Date 03/31/21 | 24.00 | | 0.00 |
| May 13, 2021 | Cash Dividend 0.22 USD Apple Inc For 36.00 Shares Due on 05/13/21 With Ex Date 05/07/21 | 7.92 | | 0.00 |
| May 14, 2021 | Cash Dividend 0.79 USD Costco Wholesale Corp For 13.00 Shares Due on 05/14/21 With Ex Date 04/29/21 | 10.27 | | 0.00 |

Your Transaction Detail (continued)

| Trade Date | Transaction Description | Amount | Accrued Income | Cost Basis Realized G/L |
|---|--|--------|----------------|-------------------------|
| Corporate Actions/Income (Continued) | | | | |
| <i>Dividends (Continued)</i> | | | | |
| May 17, 2021 | Cash Dividend 0.8698 USD Procter & Gamble Co/The For 33.00 Shares Due on 05/17/21 With Ex Date 04/22/21 | 28.70 | | 0.00 |
| May 17, 2021 | Cash Dividend 0.45 USD Abbott Laboratories For 43.00 Shares Due on 05/17/21 With Ex Date 04/14/21 | 19.35 | | 0.00 |
| June 1, 2021 | Cash Dividend 0.9 USD Phillips 66 For 17.00 Shares Due on 06/01/21 With Ex Date 05/21/21 | 15.30 | | 0.00 |
| June 1, 2021 | Daily Rate Income on Daily Bank Money Market Fund For Period of 05/01/21 to 05/31/21 Due on 06/01/21 | 0.80 | | 0.00 |
| June 7, 2021 | Cash Dividend 0.256656 USD iShares iBoxx USD Investment Grade Corporate Bond ETF For 37.00 Shares Due on 06/07/21 With Ex Date 06/01/21 | 9.50 | | 0.00 |
| June 7, 2021 | Cash Dividend 0.114405 USD iShares 5-10 Year Investment Grade Corporate Bond ETF For 372.00 Shares Due on 06/07/21 With Ex Date 06/01/21 | 42.56 | | 0.00 |
| June 7, 2021 | Cash Dividend 0.076072 USD iShares 3-7 Year Treasury Bond ETF For 62.00 Shares Due on 06/07/21 With Ex Date 06/01/21 | 4.72 | | 0.00 |
| June 7, 2021 | Cash Dividend 0.166882 USD iShares Core U.S. Aggregate Bond ETF For 385.00 Shares Due on 06/07/21 With Ex Date 06/01/21 | 64.25 | | 0.00 |
| June 7, 2021 | Cash Dividend 0.012074 USD iShares 1-3 Year Treasury Bond ETF For 90.00 Shares Due on 06/07/21 With Ex Date 06/01/21 | 1.09 | | 0.00 |
| June 8, 2021 | Cash Dividend 1.06 USD Johnson & Johnson For 28.00 Shares Due on 06/08/21 With Ex Date 05/24/21 | 29.68 | | 0.00 |
| June 10, 2021 | Cash Dividend 0.56 USD Microsoft Corp For 22.00 Shares Due on 06/10/21 With Ex Date 05/19/21 | 12.32 | | 0.00 |
| June 10, 2021 | Cash Dividend 1.34 USD Chevron Corp For 27.00 Shares Due on 06/10/21 With Ex Date 05/18/21 | 36.18 | | 0.00 |
| June 14, 2021 | Cash Dividend 1.13 USD LyondellBasell Industries NV For 25.00 Shares Due on 06/14/21 With Ex Date 06/04/21 | 28.25 | | 0.00 |
| June 15, 2021 | Cash Dividend 0.385 USD NextEra Energy Inc For 64.00 Shares Due on 06/15/21 With Ex Date 06/01/21 | 24.64 | | 0.00 |
| June 15, 2021 | Cash Dividend 1.02 USD L3Harris Technologies Inc For 14.00 Shares Due on 06/15/21 With Ex Date 05/28/21 | 14.28 | | 0.00 |

Your Transaction Detail (continued)

| Trade Date | Transaction Description | Amount | Accrued Income | Cost Basis Realized G/L |
|---|---|--------|----------------|----------------------------|
| Corporate Actions/Income (Continued) | | | | |
| <i>Dividends (Continued)</i> | | | | |
| June 16, 2021 | Cash Dividend 0.253036 USD iShares Core S&P Small-Cap ETF For 17.00 Shares Due on 06/16/21 With Ex Date 06/10/21 | 4.30 | | 0.00 |
| June 16, 2021 | Cash Dividend 0.738353 USD iShares Core S&P Mid-Cap ETF For 14.00 Shares Due on 06/16/21 With Ex Date 06/10/21 | 10.34 | | 0.00 |
| June 17, 2021 | Cash Dividend 1.65 USD Home Depot Inc/The For 11.00 Shares Due on 06/17/21 With Ex Date 06/02/21 | 18.15 | | 0.00 |
| June 18, 2021 | Cash Dividend 0.575 USD Waste Management Inc For 21.00 Shares Due on 06/18/21 With Ex Date 06/03/21 | 12.08 | | 0.00 |
| June 24, 2021 | Cash Dividend 0.139299 USD Financial Select Sector SPDR Fund For 82.00 Shares Due on 06/24/21 With Ex Date 06/21/21 | 11.42 | | 0.00 |
| June 24, 2021 | Cash Dividend 0.259491 USD Technology Select Sector SPDR Fund For 61.00 Shares Due on 06/24/21 With Ex Date 06/21/21 | 15.83 | | 0.00 |
| June 24, 2021 | Cash Dividend 0.4135 USD Vanguard FTSE Developed Markets ETF For 100.00 Shares Due on 06/24/21 With Ex Date 06/21/21 | 41.35 | | 0.00 |
| June 24, 2021 | Cash Dividend 0.2803 USD Vanguard FTSE Emerging Markets ETF For 40.00 Shares Due on 06/24/21 With Ex Date 06/21/21 | 11.21 | | 0.00 |
| June 30, 2021 | Cash Dividend 0.33 USD Intercontinental Exchange Inc For 24.00 Shares Due on 06/30/21 With Ex Date 06/15/21 | 7.92 | | 0.00 |
| June 30, 2021 | Cash Dividend 0.2 USD Ametek Inc For 22.00 Shares Due on 06/30/21 With Ex Date 06/11/21 | 4.40 | | 0.00 |
| June 30, 2021 | Cash Dividend 1.075 USD PepsiCo Inc For 20.00 Shares Due on 06/30/21 With Ex Date 06/03/21 | 21.50 | | 0.00 |
| July 1, 2021 | Cash Dividend 0.275 USD NIKE Inc For 33.00 Shares Due on 07/01/21 With Ex Date 05/28/21 | 9.08 | | 0.00 |
| July 1, 2021 | Daily Rate Income on Daily Bank Money Market Fund For Period of 06/01/21 to 06/30/21 Due on 07/01/21 | 0.75 | | 0.00 |
| July 7, 2021 | Cash Dividend 1.3 USD Lam Research Corp For 5.00 Shares Due on 07/07/21 With Ex Date 06/15/21 | 6.50 | | 0.00 |
| July 8, 2021 | Cash Dividend 0.155512 USD iShares Core U.S. Aggregate Bond ETF For 385.00 Shares Due on 07/08/21 With Ex Date 07/01/21 | 59.87 | | 0.00 |

Your Transaction Detail (continued)

| Trade Date | Transaction Description | Amount | Accrued Income | Cost Basis Realized G/L |
|---|--|--------|----------------|-------------------------|
| Corporate Actions/Income (Continued) | | | | |
| <i>Dividends (Continued)</i> | | | | |
| July 8, 2021 | Cash Dividend 0.013189 USD iShares 1-3 Year Treasury Bond ETF For 90.00 Shares Due on 07/08/21 With Ex Date 07/01/21 | 1.19 | | 0.00 |
| July 8, 2021 | Cash Dividend 0.252974 USD iShares iBoxx USD Investment Grade Corporate Bond ETF For 37.00 Shares Due on 07/08/21 With Ex Date 07/01/21 | 9.36 | | 0.00 |
| July 8, 2021 | Cash Dividend 0.112217 USD iShares 5-10 Year Investment Grade Corporate Bond ETF For 372.00 Shares Due on 07/08/21 With Ex Date 07/01/21 | 41.74 | | 0.00 |
| July 8, 2021 | Cash Dividend 0.073939 USD iShares 3-7 Year Treasury Bond ETF For 62.00 Shares Due on 07/08/21 With Ex Date 07/01/21 | 4.58 | | 0.00 |
| July 9, 2021 | Cash Dividend 1.27 USD American Tower Corp For 15.00 Shares Due on 07/09/21 With Ex Date 06/17/21 | 19.05 | | 0.00 |
| July 15, 2021 | Cash Dividend 0.26 USD Thermo Fisher Scientific Inc For 9.00 Shares Due on 07/15/21 With Ex Date 06/14/21 | 2.34 | | 0.00 |
| July 23, 2021 | Cash Dividend 0.5625 USD Roper Technologies Inc For 6.00 Shares Due on 07/23/21 With Ex Date 07/07/21 | 3.38 | | 0.00 |
| July 30, 2021 | Cash Dividend 0.21 USD Danaher Corp For 17.00 Shares Due on 07/30/21 With Ex Date 06/24/21 | 3.57 | | 0.00 |
| August 2, 2021 | Cash Dividend 0.9 USD JPMorgan Chase & Co For 28.00 Shares Due on 08/02/21 With Ex Date 07/02/21 | 25.20 | | 0.00 |
| August 2, 2021 | Daily Rate Income on Daily Bank Money Market Fund For Period of 07/01/21 to 07/31/21 Due on 08/02/21 | 0.83 | | 0.00 |
| August 6, 2021 | Cash Dividend 0.243144 USD iShares iBoxx USD Investment Grade Corporate Bond ETF For 37.00 Shares Due on 08/06/21 With Ex Date 08/02/21 | 9.00 | | 0.00 |
| August 6, 2021 | Cash Dividend 0.113141 USD iShares 5-10 Year Investment Grade Corporate Bond ETF For 372.00 Shares Due on 08/06/21 With Ex Date 08/02/21 | 42.09 | | 0.00 |
| August 6, 2021 | Cash Dividend 0.078174 USD iShares 3-7 Year Treasury Bond ETF For 62.00 Shares Due on 08/06/21 With Ex Date 08/02/21 | 4.85 | | 0.00 |
| August 6, 2021 | Cash Dividend 0.166643 USD iShares Core U.S. Aggregate Bond ETF For 419.00 Shares Due on 08/06/21 With Ex Date 08/02/21 | 69.82 | | 0.00 |
| August 9, 2021 | Cash Dividend 1.5 USD Air Products and Chemicals Inc For 16.00 Shares Due on 08/09/21 With Ex Date 06/30/21 | 24.00 | | 0.00 |

Your Transaction Detail (continued)

| Trade Date | Transaction Description | Amount | Accrued Income | Cost Basis Realized G/L |
|---|---|--------|----------------|-------------------------|
| Corporate Actions/Income (Continued) | | | | |
| <i>Dividends (Continued)</i> | | | | |
| August 9, 2021 | Cash Dividend 0.44 USD Mastercard Inc For 13.00 Shares Due on 08/09/21 With Ex Date 07/08/21 | 5.72 | | 0.00 |
| August 12, 2021 | Cash Dividend 0.22 USD Apple Inc For 28.00 Shares Due on 08/12/21 With Ex Date 08/06/21 | 6.16 | | 0.00 |
| August 13, 2021 | Cash Dividend 0.79 USD Costco Wholesale Corp For 8.00 Shares Due on 08/13/21 With Ex Date 07/29/21 | 6.32 | | 0.00 |
| August 16, 2021 | Cash Dividend 0.45 USD Abbott Laboratories For 38.00 Shares Due on 08/16/21 With Ex Date 07/14/21 | 17.10 | | 0.00 |
| August 16, 2021 | Cash Dividend 0.8698 USD Procter & Gamble Co/The For 22.00 Shares Due on 08/16/21 With Ex Date 07/22/21 | 19.14 | | 0.00 |
| August 25, 2021 | Cash Dividend 0.550289 USD Novo Nordisk A/S For 32.00 Shares Due on 08/25/21 With Ex Date 08/16/21 | 12.38 | | 0.00 |
| September 1, 2021 | Cash Dividend 0.9 USD Phillips 66 For 17.00 Shares Due on 09/01/21 With Ex Date 08/17/21 | 15.30 | | 0.00 |
| September 1, 2021 | Daily Rate Income on Daily Bank Money Market Fund For Period of 08/01/21 to 08/31/21 Due on 09/01/21 | 0.95 | | 0.00 |
| September 3, 2021 | Cash Dividend 0.93 USD Honeywell International Inc For 11.00 Shares Due on 09/03/21 With Ex Date 08/12/21 | 10.23 | | 0.00 |
| September 7, 2021 | Cash Dividend 1.13 USD LyondellBasell Industries NV For 25.00 Shares Due on 09/07/21 With Ex Date 08/27/21 | 28.25 | | 0.00 |
| September 7, 2021 | Cash Dividend 1.06 USD Johnson & Johnson For 25.00 Shares Due on 09/07/21 With Ex Date 08/23/21 | 26.50 | | 0.00 |
| September 8, 2021 | Cash Dividend 0.109891 USD iShares 5-10 Year Investment Grade Corporate Bond ETF For 372.00 Shares Due on 09/08/21 With Ex Date 09/01/21 | 40.88 | | 0.00 |
| September 8, 2021 | Cash Dividend 0.066446 USD iShares Trust iShares 1-5 Year Investment Grade Corporate Bond ETF For 338.00 Shares Due on 09/08/21 With Ex Date 09/01/21 | 22.46 | | 0.00 |
| September 8, 2021 | Cash Dividend 0.234069 USD iShares iBoxx USD Investment Grade Corporate Bond ETF For 37.00 Shares Due on 09/08/21 With Ex Date 09/01/21 | 8.66 | | 0.00 |
| September 8, 2021 | Cash Dividend 0.167395 USD iShares Core U.S. Aggregate Bond ETF For 419.00 Shares Due on 09/08/21 With Ex Date 09/01/21 | 70.14 | | 0.00 |

Your Transaction Detail (continued)

| Trade Date | Transaction Description | Amount | Accrued Income | Cost Basis Realized G/L |
|---|---|--------|----------------|----------------------------|
| Corporate Actions/Income (Continued) | | | | |
| <i>Dividends (Continued)</i> | | | | |
| September 9, 2021 | Cash Dividend 0.56 USD Microsoft Corp For 22.00 Shares Due on 09/09/21 With Ex Date 08/18/21 | 12.32 | | 0.00 |
| September 10, 2021 | Cash Dividend 1.34 USD Chevron Corp For 27.00 Shares Due on 09/10/21 With Ex Date 08/18/21 | 36.18 | | 0.00 |
| September 15, 2021 | Cash Dividend 0.385 USD NextEra Energy Inc For 64.00 Shares Due on 09/15/21 With Ex Date 08/26/21 | 24.64 | | 0.00 |
| September 16, 2021 | Cash Dividend 1.65 USD Home Depot Inc/The For 11.00 Shares Due on 09/16/21 With Ex Date 09/01/21 | 18.15 | | 0.00 |
| September 17, 2021 | Cash Dividend 1.02 USD L3Harris Technologies Inc For 14.00 Shares Due on 09/17/21 With Ex Date 09/02/21 | 14.28 | | 0.00 |
| September 17, 2021 | Cash Dividend 0.575 USD Waste Management Inc For 21.00 Shares Due on 09/17/21 With Ex Date 09/02/21 | 12.08 | | 0.00 |
| September 23, 2021 | Cash Dividend 0.2 USD Vanguard FTSE Developed Markets ETF For 155.00 Shares Due on 09/23/21 With Ex Date 09/20/21 | 31.00 | | 0.00 |
| September 23, 2021 | Cash Dividend 0.4727 USD Vanguard FTSE Emerging Markets ETF For 65.00 Shares Due on 09/23/21 With Ex Date 09/20/21 | 30.73 | | 0.00 |
| September 23, 2021 | Cash Dividend 0.162032 USD Financial Select Sector SPDR Fund For 82.00 Shares Due on 09/23/21 With Ex Date 09/20/21 | 13.29 | | 0.00 |
| September 23, 2021 | Cash Dividend 0.272862 USD Technology Select Sector SPDR Fund For 61.00 Shares Due on 09/23/21 With Ex Date 09/20/21 | 16.64 | | 0.00 |
| September 30, 2021 | Cash Dividend 0.33 USD Intercontinental Exchange Inc For 24.00 Shares Due on 09/30/21 With Ex Date 09/15/21 | 7.92 | | 0.00 |
| September 30, 2021 | Cash Dividend 0.978723 USD iShares Core S&P Mid-Cap ETF For 14.00 Shares Due on 09/30/21 With Ex Date 09/24/21 | 13.70 | | 0.00 |
| September 30, 2021 | Cash Dividend 0.500837 USD iShares Core S&P Small-Cap ETF For 17.00 Shares Due on 09/30/21 With Ex Date 09/24/21 | 8.51 | | 0.00 |
| September 30, 2021 | Cash Dividend 1.075 USD PepsiCo Inc For 20.00 Shares Due on 09/30/21 With Ex Date 09/02/21 | 21.50 | | 0.00 |
| October 1, 2021 | Cash Dividend 0.275 USD NIKE Inc For 33.00 Shares Due on 10/01/21 With Ex Date 08/27/21 | 9.08 | | 0.00 |

Your Transaction Detail (continued)

| Trade Date | Transaction Description | Amount | Accrued Income | Cost Basis Realized G/L |
|---|---|--------|----------------|----------------------------|
| Corporate Actions/Income (Continued) | | | | |
| <i>Dividends (Continued)</i> | | | | |
| October 1, 2021 | Daily Rate Income on Daily Bank Money Market Fund For Period of 09/01/21 to 09/30/21 Due on 10/01/21 | 0.78 | | 0.00 |
| October 7, 2021 | Cash Dividend 0.112358 USD iShares 5-10 Year Investment Grade Corporate Bond ETF For 372.00 Shares Due on 10/07/21 With Ex Date 10/01/21 | 41.80 | | 0.00 |
| October 7, 2021 | Cash Dividend 0.255444 USD iShares iBoxx USD Investment Grade Corporate Bond ETF For 37.00 Shares Due on 10/07/21 With Ex Date 10/01/21 | 9.45 | | 0.00 |
| October 7, 2021 | Cash Dividend 0.069089 USD iShares Trust iShares 1-5 Year Investment Grade Corporate Bond ETF For 338.00 Shares Due on 10/07/21 With Ex Date 10/01/21 | 23.35 | | 0.00 |
| October 7, 2021 | Cash Dividend 0.179691 USD iShares Core U.S. Aggregate Bond ETF For 419.00 Shares Due on 10/07/21 With Ex Date 10/01/21 | 75.29 | | 0.00 |
| October 13, 2021 | Cash Dividend 1.5 USD Lam Research Corp For 5.00 Shares Due on 10/13/21 With Ex Date 09/27/21 | 7.50 | | 0.00 |
| October 15, 2021 | Cash Dividend 0.26 USD Thermo Fisher Scientific Inc For 5.00 Shares Due on 10/15/21 With Ex Date 09/14/21 | 1.30 | | 0.00 |
| October 15, 2021 | Cash Dividend 1.31 USD American Tower Corp For 15.00 Shares Due on 10/15/21 With Ex Date 09/27/21 | 19.65 | | 0.00 |
| October 20, 2021 | Cash Dividend 0.5625 USD Roper Technologies Inc For 6.00 Shares Due on 10/20/21 With Ex Date 10/05/21 | 3.38 | | 0.00 |
| October 29, 2021 | Cash Dividend 0.21 USD Danaher Corp For 15.00 Shares Due on 10/29/21 With Ex Date 09/29/21 | 3.15 | | 0.00 |
| November 1, 2021 | Cash Dividend 1 USD JPMorgan Chase & Co For 28.00 Shares Due on 11/01/21 With Ex Date 10/05/21 | 28.00 | | 0.00 |
| November 1, 2021 | Daily Rate Income on Daily Bank Money Market Fund For Period of 10/01/21 to 10/31/21 Due on 11/01/21 | 0.82 | | 0.00 |
| November 5, 2021 | Cash Dividend 0.110898 USD iShares 5-10 Year Investment Grade Corporate Bond ETF For 372.00 Shares Due on 11/05/21 With Ex Date 11/01/21 | 41.25 | | 0.00 |
| November 5, 2021 | Cash Dividend 0.067085 USD iShares Trust iShares 1-5 Year Investment Grade Corporate Bond ETF For 338.00 Shares Due on 11/05/21 With Ex Date 11/01/21 | 22.67 | | 0.00 |

Your Transaction Detail (continued)

| Trade Date | Transaction Description | Amount | Accrued Income | Cost Basis Realized G/L |
|---|--|--------|----------------|----------------------------|
| Corporate Actions/Income (Continued) | | | | |
| <i>Dividends (Continued)</i> | | | | |
| November 5, 2021 | Cash Dividend 0.262339 USD iShares iBoxx USD Investment Grade Corporate Bond ETF For 37.00 Shares Due on 11/05/21 With Ex Date 11/01/21 | 9.71 | | 0.00 |
| November 5, 2021 | Cash Dividend 0.179542 USD iShares Core U.S. Aggregate Bond ETF For 419.00 Shares Due on 11/05/21 With Ex Date 11/01/21 | 75.23 | | 0.00 |
| November 8, 2021 | Cash Dividend 1.5 USD Air Products and Chemicals Inc For 16.00 Shares Due on 11/08/21 With Ex Date 09/30/21 | 24.00 | | 0.00 |
| November 9, 2021 | Cash Dividend 0.44 USD Mastercard Inc For 7.00 Shares Due on 11/09/21 With Ex Date 10/07/21 | 3.08 | | 0.00 |
| November 12, 2021 | Cash Dividend 0.79 USD Costco Wholesale Corp For 8.00 Shares Due on 11/12/21 With Ex Date 10/28/21 | 6.32 | | 0.00 |
| November 12, 2021 | Cash Dividend 0.22 USD Apple Inc For 28.00 Shares Due on 11/12/21 With Ex Date 11/05/21 | 6.16 | | 0.00 |
| November 15, 2021 | Cash Dividend 0.45 USD Abbott Laboratories For 38.00 Shares Due on 11/15/21 With Ex Date 10/14/21 | 17.10 | | 0.00 |
| November 15, 2021 | Cash Dividend 0.8698 USD Procter & Gamble Co/The For 22.00 Shares Due on 11/15/21 With Ex Date 10/21/21 | 19.14 | | 0.00 |
| December 1, 2021 | Cash Dividend 0.92 USD Phillips 66 For 17.00 Shares Due on 12/01/21 With Ex Date 11/16/21 | 15.64 | | 0.00 |
| December 1, 2021 | Daily Rate Income on Daily Bank Money Market Fund For Period of 11/01/21 to 11/30/21 Due on 12/01/21 | 0.80 | | 0.00 |
| December 3, 2021 | Cash Dividend 0.98 USD Honeywell International Inc For 11.00 Shares Due on 12/03/21 With Ex Date 11/10/21 | 10.78 | | 0.00 |
| December 3, 2021 | Cash Dividend 1.02 USD L3Harris Technologies Inc For 14.00 Shares Due on 12/03/21 With Ex Date 11/18/21 | 14.28 | | 0.00 |
| December 6, 2021 | Cash Dividend 1.13 USD LyondellBasell Industries NV For 25.00 Shares Due on 12/06/21 With Ex Date 11/26/21 | 28.25 | | 0.00 |
| December 7, 2021 | Cash Dividend 0.238964 USD iShares iBoxx USD Investment Grade Corporate Bond ETF For 37.00 Shares Due on 12/07/21 With Ex Date 12/01/21 | 8.84 | | 0.00 |
| December 7, 2021 | Cash Dividend 0.06615 USD iShares Trust iShares 1-5 Year Investment Grade Corporate Bond ETF For 338.00 Shares Due on 12/07/21 With Ex Date 12/01/21 | 22.36 | | 0.00 |

Your Transaction Detail (continued)

| Trade Date | Transaction Description | Amount | Accrued Income | Cost Basis Realized G/L |
|---|---|--------|----------------|----------------------------|
| Corporate Actions/Income (Continued) | | | | |
| <i>Dividends (Continued)</i> | | | | |
| December 7, 2021 | Cash Dividend 0.111543 USD iShares 5-10 Year Investment Grade Corporate Bond ETF For 372.00 Shares Due on 12/07/21 With Ex Date 12/01/21 | 41.49 | | 0.00 |
| December 7, 2021 | Cash Dividend 0.161785 USD iShares Core U.S. Aggregate Bond ETF For 419.00 Shares Due on 12/07/21 With Ex Date 12/01/21 | 67.79 | | 0.00 |
| December 7, 2021 | Cash Dividend 1.06 USD Johnson & Johnson For 25.00 Shares Due on 12/07/21 With Ex Date 11/22/21 | 26.50 | | 0.00 |
| December 9, 2021 | Cash Dividend 0.62 USD Microsoft Corp For 22.00 Shares Due on 12/09/21 With Ex Date 11/17/21 | 13.64 | | 0.00 |
| December 10, 2021 | Cash Dividend 1.34 USD Chevron Corp For 27.00 Shares Due on 12/10/21 With Ex Date 11/17/21 | 36.18 | | 0.00 |
| December 15, 2021 | Cash Dividend 0.385 USD NextEra Energy Inc For 64.00 Shares Due on 12/15/21 With Ex Date 11/24/21 | 24.64 | | 0.00 |
| December 16, 2021 | Cash Dividend 1.65 USD Home Depot Inc/The For 11.00 Shares Due on 12/16/21 With Ex Date 12/01/21 | 18.15 | | 0.00 |
| December 17, 2021 | Cash Dividend 0.734267 USD iShares Core S&P Small-Cap ETF For 17.00 Shares Due on 12/17/21 With Ex Date 12/13/21 | 12.48 | | 0.00 |
| December 17, 2021 | Cash Dividend 0.965556 USD iShares Core S&P Mid-Cap ETF For 14.00 Shares Due on 12/17/21 With Ex Date 12/13/21 | 13.52 | | 0.00 |
| December 17, 2021 | Cash Dividend 0.575 USD Waste Management Inc For 21.00 Shares Due on 12/17/21 With Ex Date 12/02/21 | 12.08 | | 0.00 |
| December 22, 2021 | Cash Dividend 0.117138 USD iShares 5-10 Year Investment Grade Corporate Bond ETF For 372.00 Shares Due on 12/22/21 With Ex Date 12/16/21 | 43.58 | | 0.00 |
| December 22, 2021 | Cash Dividend 0.256407 USD iShares iBoxx USD Investment Grade Corporate Bond ETF For 37.00 Shares Due on 12/22/21 With Ex Date 12/16/21 | 9.49 | | 0.00 |
| December 22, 2021 | Cash Dividend 0.074796 USD iShares Trust iShares 1-5 Year Investment Grade Corporate Bond ETF For 338.00 Shares Due on 12/22/21 With Ex Date 12/16/21 | 25.28 | | 0.00 |
| December 22, 2021 | Cash Dividend 0.116542 USD iShares Core U.S. Aggregate Bond ETF For 419.00 Shares Due on 12/22/21 With Ex Date 12/16/21 | 48.83 | | 0.00 |
| December 23, 2021 | Cash Dividend 0.184411 USD Financial Select Sector SPDR Fund For 82.00 Shares Due on 12/23/21 With Ex Date 12/20/21 | 15.12 | | 0.00 |

Your Transaction Detail (continued)

| Trade Date | Transaction Description | Amount | Accrued Income | Cost Basis Realized G/L |
|---|--|-------------------|----------------|----------------------------|
| Corporate Actions/Income (Continued) | | | | |
| <i>Dividends (Continued)</i> | | | | |
| December 23, 2021 | Cash Dividend 0.316544 USD Technology Select Sector SPDR Fund For 61.00 Shares Due on 12/23/21 With Ex Date 12/20/21 | 19.31 | | 0.00 |
| December 23, 2021 | Cash Dividend 0.7693 USD Vanguard FTSE Developed Markets ETF For 155.00 Shares Due on 12/23/21 With Ex Date 12/20/21 | 119.24 | | 0.00 |
| December 23, 2021 | Cash Dividend 0.478 USD Vanguard FTSE Emerging Markets ETF For 65.00 Shares Due on 12/23/21 With Ex Date 12/20/21 | 31.07 | | 0.00 |
| December 28, 2021 | Cash Dividend 0.305 USD NIKE Inc For 33.00 Shares Due on 12/28/21 With Ex Date 12/03/21 | 10.07 | | 0.00 |
| December 31, 2021 | Cash Dividend 0.33 USD Intercontinental Exchange Inc For 24.00 Shares Due on 12/31/21 With Ex Date 12/16/21 | 7.92 | | 0.00 |
| Total Dividends | | \$3,588.80 | \$0.00 | \$0.00 |
| <i>Interest</i> | | | | |
| January 20, 2021 | Interest Payment 0.019375 USD CVS Health Corp 3.875% 20 Jul 2025 For 10,000.00 Par Value Due on 01/20/21 With Ex Date 01/20/21 | 193.75 | | 0.00 |
| February 1, 2021 | Interest Payment 0.01125 USD United States Treasury Note/Bond 1.125% 31 Jul 2021 For 10,000.00 Par Value Due on 02/01/21 With Ex Date 01/31/21 | 56.25 | | 0.00 |
| March 1, 2021 | Interest Payment 0.015215 USD Exxon Mobil Corp 3.043% 01 Mar 2026 For 20,000.00 Par Value Due on 03/01/21 With Ex Date 03/01/21 | 304.30 | | 0.00 |
| July 20, 2021 | Interest Payment 0.03875 USD CVS Health Corp 3.875% 20 Jul 2025 For 10,000.00 Par Value Due on 07/20/21 With Ex Date 07/20/21 | 193.75 | | 0.00 |
| August 2, 2021 | Interest Payment 0.01125 USD United States Treasury Note/Bond 1.125% 31 Jul 2021 For 10,000.00 Par Value Due on 08/02/21 With Ex Date 07/31/21 | 56.25 | | 0.00 |
| September 1, 2021 | Interest Payment 0.015215 USD Exxon Mobil Corp 3.043% 01 Mar 2026 For 20,000.00 Par Value Due on 09/01/21 With Ex Date 09/01/21 | 304.30 | | 0.00 |
| Total Interest | | \$1,108.60 | \$0.00 | \$0.00 |

Your Transaction Detail (continued)

| Trade Date | Transaction Description | Amount | Accrued Income | Cost Basis Realized G/L |
|---|---|--------------------|----------------|--|
| Corporate Actions/Income (Continued) | | | | |
| <i>Capital Gains Distributions</i> | | | | |
| December 7, 2021 | Capital Gains Distribution - Long Term 0.08899 USD iShares Trust iShares 1-5 Year Investment Grade Corporate Bond ETF For 338.00 Shares Due on 12/07/21 With Ex Date 12/01/21 | 30.08 | | 30.08 |
| December 7, 2021 | Capital Gains Distribution - Long Term 0.129982 USD iShares 5-10 Year Investment Grade Corporate Bond ETF For 372.00 Shares Due on 12/07/21 With Ex Date 12/01/21 | 48.35 | | 48.35 |
| Total Capital Gains Distributions | | \$78.43 | \$0.00 | \$0.00 \$78.43 |
| <i>Other</i> | | | | |
| August 2, 2021 | Final Maturity 1 USD United States Treasury Note/Bond 1.125% 31 Jul 2021 For 10,000.00 Par Value Due on 08/02/21 With Ex Date 07/31/21 | 10,000.00 | | 0.00 |
| August 2, 2021 | Final Maturity 100:100 Debit 10,000.00 United States Treasury Note/Bond 1.125% 31 Jul 2021 For 10,000.00 Par Value of United States Treasury Note/Bond 1.125% 31 Jul 2021 Due on 08/02/21 With Ex Date 07/31/21 | 0.00 | | -10,020.14 -20.14 |
| Total Other | | \$10,000.00 | \$0.00 | -\$10,020.14 -\$20.14 |
| <i>Return of Capital</i> | | | | |
| March 31, 2020 | Return of Capital - Dividend Reclassification of \$3.63 for Lamar Advertising Co due on 03/31/20., Federal Long Term Gain of \$3.63, State Long Term Gain of \$3.63, State Cost Unknown | 0.00 | | 0.00 3.63 |
| Total Return of Capital | | \$0.00 | \$0.00 | \$0.00 \$3.63 |
| Total Corporate Actions/Income | | \$14,775.83 | \$0.00 | -\$10,020.14 \$61.92 |
| Purchases | | | | |
| March 9, 2021 | Purchase 14.00 Shares of iShares Core S&P Mid-Cap ETF @ \$256.1899 | -3,587.15 | | 3,587.15 0.00 |
| March 9, 2021 | Purchase 24.00 Shares of Intercontinental Exchange Inc @ \$115.4199 | -2,770.92 | | 2,770.92 0.00 |
| March 9, 2021 | Purchase 82.00 Shares of Financial Select Sector SPDR Fund @ \$34.27 | -2,813.01 | | 2,813.01 0.00 |

Your Transaction Detail (continued)

| Trade Date | Transaction Description | Amount | Accrued Income | Cost Basis Realized G/L |
|------------------------------|---|---------------------|-----------------------|------------------------------------|
| Purchases (Continued) | | | | |
| March 9, 2021 | Purchase 40.00 Shares of Vanguard FTSE Emerging Markets ETF @ \$52.3399 | -2,095.00 | | 2,095.00 0.00 |
| March 9, 2021 | Purchase 17.00 Shares of iShares Core S&P Small-Cap ETF @ \$110.8799 | -1,885.56 | | 1,885.56 0.00 |
| March 9, 2021 | Purchase 100.00 Shares of Vanguard FTSE Developed Markets ETF @ \$48.9685 | -4,900.35 | | 4,900.35 0.00 |
| March 9, 2021 | Purchase 25.00 Shares of LyondellBasell Industries NV @ \$109.3999 | -2,735.88 | | 2,735.88 0.00 |
| May 13, 2021 | Purchase 172.00 Shares of iShares Core U.S. Aggregate Bond ETF @ \$113.9684 | -19,608.58 | | 19,608.58 0.00 |
| July 14, 2021 | Purchase 25.00 Shares of Vanguard FTSE Emerging Markets ETF @ \$53.3199 | -1,333.88 | | 1,333.88 0.00 |
| July 14, 2021 | Purchase 34.00 Shares of iShares Core U.S. Aggregate Bond ETF @ \$115.6899 | -3,934.65 | | 3,934.65 0.00 |
| July 14, 2021 | Purchase 55.00 Shares of Vanguard FTSE Developed Markets ETF @ \$51.9799 | -2,860.82 | | 2,860.82 0.00 |
| July 15, 2021 | Purchase 10,000.00 Par Value of John Deere Capital Corp .45% 17 Jan 2024 @ 99.86% Paid Accrued Interest of \$0.25 | -9,985.80 | -0.25 | 9,985.80 0.00 |
| August 10, 2021 | Purchase 11.00 Shares of Honeywell International Inc @ \$229.5443 | -2,525.37 | | 2,525.37 0.00 |
| August 10, 2021 | Purchase 338.00 Shares of iShares Trust iShares 1-5 Year Investment Grade Corporate Bond ETF @ \$54.6786 | -18,493.20 | | 18,493.20 0.00 |
| December 30, 2021 | Purchase 21.00 Shares of Exxon Mobil Corp @ \$61.1687 | -1,285.27 | | 1,285.27 0.00 |
| Total Purchases | | -\$80,815.44 | -\$0.25 | \$80,815.44 \$0.00 |
| Sales | | | | |
| March 9, 2021 | Sale 29.00 Shares of Exxon Mobil Corp @ \$60.8601 | 1,763.91 | | -1,364.60 399.31 |
| March 9, 2021 | Sale 21.00 Shares of Visa Inc @ \$223.3701 | 4,690.00 | | -3,758.41 931.59 |

Your Transaction Detail (continued)

| Trade Date | Transaction Description | Amount | Accrued Income | Cost Basis Realized G/L |
|--------------------------|--|----------|----------------|----------------------------|
| Sales (Continued) | | | | |
| March 9, 2021 | Sale 13.00 Shares of Berkshire Hathaway Inc @ \$262.2601 | 3,408.90 | | -2,422.75 986.15 |
| March 9, 2021 | Sale 1.00 Shares of Alphabet Inc @ \$2,057.2201 | 2,057.16 | | -1,266.03 791.13 |
| March 9, 2021 | Sale 11.00 Shares of Amgen Inc @ \$230.9401 | 2,539.93 | | -2,690.51 -150.58 |
| March 9, 2021 | Sale 8.00 Shares of Apple Inc @ \$120.9201 | 967.07 | | -200.28 766.79 |
| May 13, 2021 | Sale 16.00 Shares of Walt Disney Co/The @ \$179.1801 | 2,866.30 | | -1,628.40 1,237.90 |
| May 13, 2021 | Sale 2.00 Shares of Thermo Fisher Scientific Inc @ \$456.89 | 913.70 | | -591.18 322.52 |
| May 13, 2021 | Sale 1.00 Shares of Synopsys Inc @ \$229.9501 | 229.90 | | -149.94 79.96 |
| May 13, 2021 | Sale 8.00 Shares of JPMorgan Chase & Co @ \$160.6501 | 1,284.91 | | -723.00 561.91 |
| May 13, 2021 | Sale 8.00 Shares of Ametek Inc @ \$132.9701 | 1,063.47 | | -719.72 343.75 |
| May 13, 2021 | Sale 4.00 Shares of Facebook Inc @ \$305.1601 | 1,220.49 | | -737.70 482.79 |
| May 13, 2021 | Sale 6.00 Shares of NIKE Inc @ \$133.88 | 803.06 | | -594.81 208.25 |
| May 13, 2021 | Sale 4.00 Shares of Apple Inc @ \$125.0001 | 499.85 | | -80.43 419.42 |
| May 13, 2021 | Sale 2.00 Shares of Adobe Inc @ \$474.8601 | 949.64 | | -551.84 397.80 |
| May 13, 2021 | Sale 4.00 Shares of Microsoft Corp @ \$243.6801 | 974.57 | | -690.26 284.31 |
| May 13, 2021 | Sale 5.00 Shares of Danaher Corp @ \$253.0101 | 1,264.86 | | -745.97 518.89 |
| May 13, 2021 | Sale 15.00 Shares of Technology Select Sector SPDR Fund @ \$133.0101 | 1,994.60 | | -828.75 1,165.85 |

Your Transaction Detail (continued)

| Trade Date | Transaction Description | Amount | Accrued Income | Cost Basis Realized G/L |
|--------------------------|--|----------|----------------|----------------------------|
| Sales (Continued) | | | | |
| May 13, 2021 | Sale 11.00 Shares of Procter & Gamble Co/The @ \$137.11 | 1,507.81 | | -1,311.92 195.89 |
| May 13, 2021 | Sale 5.00 Shares of Costco Wholesale Corp @ \$377.4601 | 1,887.11 | | -1,542.12 344.99 |
| May 13, 2021 | Sale 5.00 Shares of Abbott Laboratories @ \$117.5001 | 587.31 | | -475.58 111.73 |
| May 13, 2021 | Sale 4.00 Shares of Waste Management Inc @ \$140.29 | 561.01 | | -421.66 139.35 |
| July 14, 2021 | Sale 3.00 Shares of Synopsys Inc @ \$279.8101 | 839.31 | | -449.80 389.51 |
| July 14, 2021 | Sale 3.00 Shares of Johnson & Johnson @ \$170.32 | 510.84 | | -462.59 48.25 |
| July 14, 2021 | Sale 6.00 Shares of Mastercard Inc @ \$387.6701 | 2,325.79 | | -1,770.80 554.99 |
| July 14, 2021 | Sale 28.00 Shares of Novo Nordisk A/S @ \$86.7001 | 2,426.60 | | -1,854.02 572.58 |
| July 14, 2021 | Sale 4.00 Shares of Apple Inc @ \$148.8301 | 595.17 | | -80.44 514.73 |
| July 14, 2021 | Sale 4.00 Shares of Thermo Fisher Scientific Inc @ \$513.7301 | 2,054.76 | | -1,237.82 816.94 |
| July 14, 2021 | Sale 90.00 Shares of iShares 1-3 Year Treasury Bond ETF @ \$86.1801 | 7,753.02 | | -7,604.28 148.74 |
| July 14, 2021 | Sale 1.00 Shares of Adobe Inc @ \$609.0001 | 608.95 | | -275.92 333.03 |
| July 14, 2021 | Sale 2.00 Shares of Danaher Corp @ \$277.39 | 554.70 | | -284.88 269.82 |
| August 10, 2021 | Sale 22.00 Shares of Ametek Inc @ \$136.4184 | 3,000.41 | | -1,979.23 1,021.18 |
| August 10, 2021 | Sale 62.00 Shares of iShares 3-7 Year Treasury Bond ETF @ \$130.9601 | 8,117.31 | | -7,661.77 455.54 |
| December 30, 2021 | Sale 25.00 Shares of LyondellBasell Industries NV @ \$93.4058 | 2,334.88 | | -2,735.88 -401.00 |

Your Transaction Detail (continued)

| Trade Date | Transaction Description | Amount | Accrued Income | Cost Basis Realized G/L |
|----------------------------------|--|--------------------|----------------|---|
| Sales (Continued) | | | | |
| December 30, 2021 | Sale 17.00 Shares of Phillips 66 @ \$73.4154 | 1,247.45 | | -981.67 265.78 |
| Total Sales | | \$66,404.75 | \$0.00 | -\$50,874.96 \$15,529.79 |
| Other | | | | |
| January 20, 2021 | Adjustment - Amortized Premium Current Year of CVS Health Corp 3.875% 20 Jul 2025 - Adjustment Amount of \$16.69, Federal Cost \$16.69, State Cost \$16.69 | 0.00 | | -16.69 0.00 |
| February 1, 2021 | Adjustment - Amortized Premium Current Year of United States Treasury Note/Bond 1.125% 31 Jul 2021 - Adjustment Amount of \$4.26, Federal Cost \$4.26, State Cost \$4.26 | 0.00 | | -4.26 0.00 |
| March 1, 2021 | Adjustment - Amortized Premium Current Year of Exxon Mobil Corp 3.043% 01 Mar 2026 - Adjustment Amount of \$5.13, Federal Cost \$5.13, State Cost \$5.13 | 0.00 | | -5.13 0.00 |
| July 20, 2021 | Adjustment - Amortized Premium Current Year of CVS Health Corp 3.875% 20 Jul 2025 - Adjustment Amount of \$16.98, Federal Cost \$16.98, State Cost \$16.98 | 0.00 | | -16.98 0.00 |
| August 2, 2021 | Adjustment - Amortized Premium Current Year of United States Treasury Note/Bond 1.125% 31 Jul 2021 - Adjustment Amount of \$4.18, Federal Cost \$4.18, State Cost \$4.18 | 0.00 | | -4.18 0.00 |
| September 1, 2021 | Adjustment - Amortized Premium Current Year of Exxon Mobil Corp 3.043% 01 Mar 2026 - Adjustment Amount of \$5.14, Federal Cost \$5.14, State Cost \$5.14 | 0.00 | | -5.14 0.00 |
| Total Other | | \$0.00 | \$0.00 | -\$52.38 \$0.00 |
| Cash Sweep Activity | | | | |
| December 31, 2021 | Sweep sales totaling -28,198.37 units of Daily Bank Money Market Fund for Core (Capital) (8 Transactions) | 28,198.37 | | -28,198.37 0.00 |
| December 31, 2021 | Sweep purchases totaling 24,258.28 units of Daily Bank Money Market Fund for Core (Capital) (131 Transactions) | -24,258.28 | | 24,258.28 0.00 |
| Total Cash Sweep Activity | | \$3,940.09 | \$0.00 | -\$3,940.09 \$0.00 |

Disclosures

The information provided herein is general in nature and is not intended to be nor should be construed as specific investment, legal or tax advice.

The information has been obtained from sources believed to be reliable. Investments offered are not guaranteed in nature and are subject to market fluctuations.

Our Fiduciary Commitment to You - As Trustee, Charter Trust Company administers this trust giving due consideration to your rights under the trust, the trust's purposes, and the governing provisions of the trust instrument. This statement provides you with a current report of the trust assets, their respective market values, the trust's liabilities (if any), receipts, and disbursements including the extent and source of the Trustee's compensation. We encourage you to review the statement and ask questions if you have any.

If you object to or wish to dispute information contained herein, you should do so within one year of receipt of this statement. Under New Hampshire Law, a beneficiary may be otherwise unable to commence a proceeding against the Trustee regarding information disclosed in this statement. We encourage you to advise us as soon as possible of the objection or dispute by providing a written statement detailing your reasons or concerns. If you feel we have not fulfilled our fiduciary duty or commitment to you, please seek advice from legal counsel regarding your rights to proceed in an action against the Trustee. See the text of the statute provided below for additional information.

§564-B:10-1005(a) Limitation of Action Against a Trustee by a Beneficiary. A beneficiary may not commence a proceeding against a trustee for breach of trust more than one year after the date the beneficiary or a representative of the beneficiary was sent a report that adequately disclosed the existence of a potential claim for breach of trust and informed the beneficiary of the time allowed for commencing a proceeding.

Disclosures (continued)

Annual Disclosure of Soft Dollar Arrangement

As fiduciaries we are obligated to act in your best interest. This includes our choice of the firms we use to buy and sell investment securities on your behalf. We choose to place these transactions with brokerage firms we believe provide competitive execution, cost and service. Currently, we have investment trading relationships with a number of firms. We currently maintain a soft dollar relationship with SEI Investment Distribution Company (SIDCO). Discretionary transactions conducted through SIDCO are executed at 3.5 cents per share. SIDCO receives 1 cent per share and allocates 2.5 cents per share to a soft dollar account. Soft dollar credits accumulate in the account and are used by us to pay for research-related products and tools that help us manage your accounts. Some expenditures covered by this relationship are Bloomberg computer terminals as well as investment research services and publications. It is our policy to manage this soft dollar arrangement in accordance with provisions of Section 28(e) of the Securities and Exchange Act of 1934. We are sending this annual disclosure letter in accordance with FDIC guidelines. No action is required of you. If we may answer any questions or provide any additional information, please don't hesitate to call.

Important Year-End Tax Information

In any given year, adjustments can be made by mutual funds and exchange traded funds for tax reporting after the deadline for mailing tax information, resulting in a corrected 1099. Please be aware of this, and be sure to take some extra time to review all of your year-end tax information before filing your 2021 tax returns. In general, we anticipate IRA account tax information being mailed by January 31st; agency and custody account tax information beginning mid-February and no later than March 15th; with grantor and irrevocable account tax information being mailed between late-February and late-March.

Privacy Policy

Our PRIVACY NOTICE has not changed. We are required to disclose how we collect, share and protect your personal information. You may review our policy at www.barharbor.bank or request a free copy at 888.853.7100.



Your Portfolio Statement

July 1, 2022 - September 30, 2022

Tucker Free Library

If you have any questions about your statement, please reach out to your contact(s) listed below.

Your Wealth Management Team

Wealth Manager: Amy Tardiff (603) 545-2848 atardiff@barharbor.bank
Portfolio Manager: Jason Edgar 603 223-1880 jedgar@barharbor.bank
Wealth Administrator: Laura L Ballam (603) 224-1350 lballam@barharbor.bank

Accounts Included In This Statement

8000005411 Tucker Free Library

Table of Contents

Overview of Your Account.....3
Portfolio Holdings.....4
Your Transaction Detail.....9
Disclosures.....15

Town of Henniker Tucker Free Library
ATTN Trustees
P.O. Box 688
Henniker, NH 03242
United States



This page intentionally left blank.

P054Y6CX 00000068 20221004 095556600

Overview of Your Account - 8000005411 Tucker Free Library

Investment Objective: Balanced

Activity Summary

| | This Period (\$) | Year to Date (\$) |
|-------------------------------------|---------------------|---------------------|
| Beginning Market Value | 270,666.35 | 317,390.84 |
| Cash & Security Transfers | 0.00 | 0.00 |
| Contributions | 0.00 | 0.00 |
| Income & Capital Gain Distributions | 1,661.52 | 3,974.73 |
| Fees | -500.00 | -1,500.00 |
| Withdrawals | 0.00 | 0.00 |
| Change in Account Value | -13,187.13 | -61,224.83 |
| Market Value on Sep 30, 2022 | \$258,640.74 | \$258,640.74 |

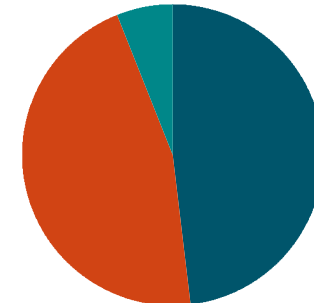
Income Earned

| | This Period (\$) | Year to Date (\$) |
|--|-------------------|--------------------|
| Taxable Income | 0.00 | 0.00 |
| Tax-Exempt Income | 1,661.52 | 3,974.73 |
| Tax-Deferred Income | 0.00 | 0.00 |
| Total Income Earned | \$1,661.52 | \$3,974.73 |
| Total Short Term Realized Capital Gain/Loss | \$0.00 | -\$772.95 |
| Total Long Term Realized Capital Gain/Loss | \$0.00 | \$17,964.36 |
| Total Realized Capital Gain/Loss | \$0.00 | \$17,191.41 |

This summary is for your reference. It is not intended for tax-reporting purposes. Taxable income is taxable at the federal level and may be taxable at the state level.

Asset Allocation on September 30, 2022

| | Market Value (\$) | Percent |
|------------------------------|---------------------|-------------|
| ■ Fixed Income | 124,368.16 | 48% |
| ■ Equity | 118,593.36 | 46% |
| ■ Cash & Equivalents | 15,679.22 | 6% |
| Total of Your Account | \$258,640.74 | 100% |



Portfolio Holdings on September 30, 2022

| | Number of Shares | Share price | Market Value Accrued Inc. | Cost Basis / Unrealized G/L | Est. Ann. Inc. | % of Account |
|---|---------------------|-------------|------------------------------|--------------------------------|----------------|-----------------|
| Equity | | | | | | |
| Abbott Laboratories TICKER: ABT - CUSIP:002824100 | 31.00 | 96.76 | 2,999.56 0.00 | 2,909.33 90.23 | 58.28 | 1.16% |
| Accenture PLC TICKER: ACN - CUSIP:G1151C101 | 7.00 | 257.30 | 1,801.10 0.00 | 2,807.39 -1,006.29 | 31.36 | 0.70% |
| Adobe Inc TICKER: ADBE - CUSIP:00724F101 | 4.00 | 275.20 | 1,100.80 0.00 | 1,103.68 -2.88 | 0.00 | 0.43% |
| Air Products and Chemicals Inc TICKER: APD - CUSIP:009158106 | 8.00 | 232.73 | 1,861.84 12.96 | 1,914.12 -52.28 | 51.84 | 0.72% |
| Akamai Technologies Inc TICKER: AKAM - CUSIP:00971T101 | 11.00 | 80.32 | 883.52 0.00 | 1,274.37 -390.85 | 0.00 | 0.34% |
| Alphabet Inc TICKER: GOOGL - CUSIP:02079K305 | 40.00 | 95.65 | 3,826.00 0.00 | 2,532.05 1,293.95 | 0.00 | 1.48% |
| Amazon.com Inc TICKER: AMZN - CUSIP:023135106 | 40.00 | 113.00 | 4,520.00 0.00 | 5,023.18 -503.18 | 0.00 | 1.75% |
| American Tower Corp TICKER: AMT - CUSIP:03027X100 | 7.00 | 214.70 | 1,502.90 0.00 | 1,812.76 -309.86 | 39.83 | 0.58% |
| Amphenol Corp TICKER: APH - CUSIP:032095101 | 17.00 | 66.96 | 1,138.32 3.40 | 1,299.18 -160.86 | 13.60 | 0.44% |
| Apple Inc TICKER: AAPL - CUSIP:037833100 | 24.00 | 138.20 | 3,316.80 0.00 | 482.58 2,834.22 | 22.08 | 1.28% |
| AvalonBay Communities Inc TICKER: AVB - CUSIP:053484101 | 8.00 | 184.19 | 1,473.52 12.72 | 1,969.89 -496.37 | 50.88 | 0.57% |
| Bank of America Corp TICKER: BAC - CUSIP:060505104 | 60.00 | 30.20 | 1,812.00 0.00 | 2,894.10 -1,082.10 | 52.80 | 0.70% |
| Berkshire Hathaway Inc TICKER: BRK/B - CUSIP:084670702 | 8.00 | 267.02 | 2,136.16 0.00 | 1,446.52 689.64 | 0.00 | 0.83% |
| Chevron Corp TICKER: CVX - CUSIP:166764100 | 16.00 | 143.67 | 2,298.72 0.00 | 1,335.44 963.28 | 89.60 | 0.89% |
| Chubb Ltd TICKER: CB - CUSIP:H1467J104 | 12.00 | 181.88 | 2,182.56 9.96 | 2,545.52 -362.96 | 39.84 | 0.84% |
| Cisco Systems Inc TICKER: CSCO - CUSIP:17275R102 | 47.00 | 40.00 | 1,880.00 0.00 | 2,891.68 -1,011.68 | 71.44 | 0.73% |

Portfolio Holdings on September 30, 2022 (continued)

| | Number of Shares | Share price | Market Value Accrued Inc. | Cost Basis / Unrealized G/L | Est. Ann. Inc. | % of Account |
|---|---------------------|-------------|------------------------------|--------------------------------|----------------|-----------------|
| Equity (continued) | | | | | | |
| Cognizant Technology Solutions Corp TICKER: CTSH - CUSIP:192446102 | 15.00 | 57.44 | 861.60 0.00 | 1,375.38 -513.78 | 16.20 | 0.33% |
| Comcast Corp TICKER: CMCSA - CUSIP:20030N101 | 56.00 | 29.33 | 1,642.48 0.00 | 2,853.48 -1,211.00 | 60.48 | 0.64% |
| Corning Inc TICKER: GLW - CUSIP:219350105 | 51.00 | 29.02 | 1,480.02 0.00 | 1,931.04 -451.02 | 55.08 | 0.57% |
| Costco Wholesale Corp TICKER: COST - CUSIP:22160K105 | 3.00 | 472.27 | 1,416.81 0.00 | 899.96 516.85 | 10.80 | 0.55% |
| Danaher Corp TICKER: DHR - CUSIP:235851102 | 9.00 | 258.29 | 2,324.61 2.25 | 1,281.96 1,042.65 | 9.00 | 0.90% |
| Dominion Resources Inc/VA TICKER: D - CUSIP:25746U109 | 23.00 | 69.11 | 1,589.53 0.00 | 1,882.34 -292.81 | 61.41 | 0.61% |
| Exxon Mobil Corp TICKER: XOM - CUSIP:30231G102 | 16.00 | 87.31 | 1,396.96 0.00 | 979.25 417.71 | 56.32 | 0.54% |
| FedEx Corp TICKER: FDX - CUSIP:31428X106 | 6.00 | 148.47 | 890.82 6.90 | 1,322.35 -431.53 | 27.60 | 0.34% |
| Home Depot Inc/The TICKER: HD - CUSIP:437076102 | 11.00 | 275.94 | 3,035.34 0.00 | 3,139.33 -103.99 | 80.85 | 1.17% |
| Intercontinental Exchange Inc TICKER: ICE - CUSIP:45866F104 | 18.00 | 90.35 | 1,626.30 0.00 | 2,078.19 -451.89 | 27.36 | 0.63% |
| iShares Core S&P Mid-Cap ETF TICKER: IJH - CUSIP:464287507 | 31.00 | 219.26 | 6,797.06 0.00 | 8,179.10 -1,382.04 | 122.51 | 2.63% |
| iShares Core S&P Small-Cap ETF TICKER: IJR - CUSIP:464287804 | 39.00 | 87.19 | 3,400.41 0.00 | 4,294.15 -893.74 | 64.74 | 1.31% |
| Johnson & Johnson TICKER: JNJ - CUSIP:478160104 | 11.00 | 163.36 | 1,796.96 0.00 | 855.31 941.65 | 49.72 | 0.69% |
| JPMorgan Chase & Co TICKER: JPM - CUSIP:46625H100 | 28.00 | 104.50 | 2,926.00 0.00 | 2,530.50 395.50 | 112.00 | 1.13% |
| L3Harris Technologies Inc TICKER: LHX - CUSIP:502431109 | 10.00 | 207.83 | 2,078.30 0.00 | 1,906.95 171.35 | 44.80 | 0.80% |

Portfolio Holdings on September 30, 2022 (continued)

| | Number of Shares | Share price | Market Value Accrued Inc. | Cost Basis / Unrealized G/L | Est. Ann. Inc. | % of Account |
|---|---------------------|-------------|------------------------------|--------------------------------|----------------|-----------------|
| Equity (continued) | | | | | | |
| Lam Research Corp TICKER: LRCX - CUSIP:512807108 | 4.00 | 366.00 | 1,464.00 6.90 | 1,507.96 -43.96 | 27.60 | 0.57% |
| Mastercard Inc TICKER: MA - CUSIP:57636Q104 | 7.00 | 284.34 | 1,990.38 0.00 | 1,787.55 202.83 | 13.72 | 0.77% |
| Meta Platforms Inc TICKER: META - CUSIP:30303M102 | 9.00 | 135.68 | 1,221.12 0.00 | 1,659.82 -438.70 | 0.00 | 0.47% |
| Microsoft Corp TICKER: MSFT - CUSIP:594918104 | 17.00 | 232.90 | 3,959.30 0.00 | 2,933.61 1,025.69 | 46.24 | 1.53% |
| NextEra Energy Inc TICKER: NEE - CUSIP:65339F101 | 23.00 | 78.41 | 1,803.43 0.00 | 1,425.57 377.86 | 39.10 | 0.70% |
| NIKE Inc TICKER: NKE - CUSIP:654106103 | 19.00 | 83.12 | 1,579.28 5.80 | 1,883.56 -304.28 | 23.18 | 0.61% |
| Novo Nordisk A/S TICKER: NVO - CUSIP:670100205 | 23.00 | 99.63 | 2,291.49 0.00 | 1,522.94 768.55 | 26.17 | 0.89% |
| PACCAR Inc TICKER: PCAR - CUSIP:693718108 | 14.00 | 83.69 | 1,171.66 0.00 | 1,240.04 -68.38 | 20.72 | 0.45% |
| PepsiCo Inc TICKER: PEP - CUSIP:713448108 | 16.00 | 163.26 | 2,612.16 0.00 | 2,111.78 500.38 | 73.60 | 1.01% |
| Pfizer Inc TICKER: PFE - CUSIP:717081103 | 35.00 | 43.76 | 1,531.60 0.00 | 1,967.53 -435.93 | 56.00 | 0.59% |
| Procter & Gamble Co/The TICKER: PG - CUSIP:742718109 | 17.00 | 126.25 | 2,146.25 0.00 | 2,024.02 122.23 | 62.10 | 0.83% |
| Qualcomm Inc TICKER: QCOM - CUSIP:747525103 | 7.00 | 112.98 | 790.86 0.00 | 1,332.28 -541.42 | 21.00 | 0.31% |
| Roper Technologies Inc TICKER: ROP - CUSIP:776696106 | 3.00 | 359.64 | 1,078.92 0.00 | 939.17 139.75 | 7.44 | 0.42% |
| Sealed Air Corp TICKER: SEE - CUSIP:81211K100 | 29.00 | 44.51 | 1,290.79 0.00 | 1,980.95 -690.16 | 23.20 | 0.50% |
| Starbucks Corp TICKER: SBUX - CUSIP:855244109 | 43.00 | 84.26 | 3,623.18 0.00 | 4,504.88 -881.70 | 91.16 | 1.40% |

Portfolio Holdings on September 30, 2022 (continued)

| | Number of Shares | Share price | Market Value Accrued Inc. | Cost Basis / Unrealized G/L | Est. Ann. Inc. | % of Account |
|--|---------------------|-------------|---------------------------------|-------------------------------------|-------------------|-----------------|
| Equity (continued) | | | | | | |
| Synopsys Inc TICKER: SNPS - CUSIP:871607107 | 8.00 | 305.51 | 2,444.08 0.00 | 1,199.48 1,244.60 | 0.00 | 0.94% |
| Technology Select Sector SPDR Fund TICKER: XLK - CUSIP:81369Y803 | 25.00 | 118.78 | 2,969.50 0.00 | 804.30 2,165.20 | 31.05 | 1.15% |
| UnitedHealth Group Inc TICKER: UNH - CUSIP:91324P102 | 5.00 | 505.04 | 2,525.20 0.00 | 2,533.90 -8.70 | 33.00 | 0.98% |
| Vanguard FTSE Developed Markets ETF TICKER: VEA - CUSIP:921943858 | 108.00 | 36.36 | 3,926.88 0.00 | 5,308.45 -1,381.57 | 162.22 | 1.52% |
| Vanguard FTSE Emerging Markets ETF TICKER: VWO - CUSIP:922042858 | 48.00 | 36.49 | 1,751.52 0.00 | 2,521.84 -770.32 | 69.46 | 0.68% |
| Verizon Communications Inc TICKER: VZ - CUSIP:92343V104 | 29.00 | 37.97 | 1,101.13 0.00 | 1,483.44 -382.31 | 75.69 | 0.43% |
| Vestas Wind Systems A/S TICKER: VWDY - CUSIP:925458101 | 127.00 | 6.09 | 773.43 0.00 | 1,279.53 -506.10 | 1.42 | 0.30% |
| Walmart Inc TICKER: WMT - CUSIP:931142103 | 9.00 | 129.70 | 1,167.30 0.00 | 1,299.79 -132.49 | 20.16 | 0.45% |
| Walt Disney Co/The TICKER: DIS - CUSIP:254687106 | 16.00 | 94.33 | 1,509.28 0.00 | 1,628.40 -119.12 | 0.00 | 0.58% |
| Waste Management Inc TICKER: WM - CUSIP:94106L109 | 17.00 | 160.21 | 2,723.57 0.00 | 1,792.06 931.51 | 44.20 | 1.05% |
| Zimmer Biomet Holdings Inc TICKER: ZBH - CUSIP:98956P102 | 11.00 | 104.55 | 1,150.05 2.64 | 1,331.51 -181.46 | 10.56 | 0.44% |
| Total Equity | | | \$118,593.36 \$63.53 | \$119,755.44 -\$1,162.08 | \$2,299.41 | 45.85% |
| Fixed Income | | | | | | |
| CVS Health Corp 3.875% 20 Jul 2025 CUSIP:126650CL2 | 10,000.00 | 97.0007 | 9,700.07 76.42 | 10,212.81 -512.74 | 387.50 | 3.75% |
| Exxon Mobil Corp 3.043% 01 Mar 2026 CUSIP:30231GAT9 | 20,000.00 | 94.52 | 18,903.99 50.72 | 20,061.01 -1,157.02 | 608.60 | 7.31% |
| iShares 1-5 Year Inv Grade Corp Bond ETF TICKER: IGSB - CUSIP:464288646 | 586.00 | 49.28 | 28,878.08 0.00 | 31,848.94 -2,970.86 | 516.85 | 11.17% |

Portfolio Holdings on September 30, 2022 (continued)

| | Number of Shares | Share price | Market Value Accrued Inc. | Cost Basis / Unrealized G/L | Est. Ann. Inc. | % of Account |
|--|---------------------|-------------|--|--|-------------------|-----------------|
| Fixed Income (continued) | | | | | | |
| iShares Core U.S. Aggregate Bond ETF TICKER: AGG - CUSIP:464287226 | 497.00 | 96.34 | 47,880.98 0.00 | 57,217.81 -9,336.83 | 1,032.77 | 18.50% |
| iShares iBoxx USD Investment Grade Corporate Bond ETF TICKER: LQD - CUSIP:464287242 | 37.00 | 102.45 | 3,790.65 0.00 | 4,782.81 -992.16 | 117.29 | 1.47% |
| John Deere Capital Corp .45% 17 Jan 2024 CUSIP:24422EVN6 | 10,000.00 | 94.8319 | 9,483.19 9.25 | 9,985.80 -502.61 | 45.00 | 3.67% |
| MetLife Inc Floating 4% TICKER: MET/PA - CUSIP:59156R504 | 128.00 | 22.23 | 2,845.44 0.00 | 2,946.75 -101.31 | 129.79 | 1.10% |
| US Bancorp Floating 3.5% TICKER: USBPH - CUSIP:902973155 | 144.00 | 20.04 | 2,885.76 32.20 | 2,961.35 -75.59 | 127.73 | 1.12% |
| Total Fixed Income | | | \$124,368.16 \$168.59 | \$140,017.28 -\$15,649.12 | \$2,965.53 | 48.09% |
| Cash & Equivalents | | | | | | |
| <i>Capital Portfolio</i> | | | | | | |
| Bar Harbor Bank & Trust Inst Money Market CUSIP:089000996 | 15,679.22 | 1.00 | 15,679.22 24.74 | 15,679.22 0.00 | 302.61 | 6.06% |
| Daily Bank Money Market Fund TICKER: DBMMF - CUSIP:DBMMF9997 | 0.00 | 0.00 | 0.00 0.00 | 0.00 0.00 | 0.00 | 0.00% |
| Total Capital Portfolio | | | \$15,679.22 \$24.74 | \$15,679.22 \$0.00 | \$302.61 | 6.06% |
| Total Cash & Equivalents | | | \$15,679.22 \$24.74 | \$15,679.22 \$0.00 | \$302.61 | 6.06% |
| Total For Your Portfolio | | | \$258,640.74 \$256.86 | \$275,451.94 -\$16,811.20 | \$5,567.55 | 100.00% |

Your Transaction Detail

| Trade Date | Transaction Description | Amount | Accrued Income | Cost Basis Realized G/L |
|---------------------------------|--|------------------|----------------|----------------------------|
| Disbursements | | | | |
| <i>Fees</i> | | | | |
| September 12, 2022 | Base Fee - Wealth Management, Computed for 8000005411 | -500.00 | | 0.00 |
| Total Fees | | -\$500.00 | \$0.00 | \$0.00 |
| Total Disbursements | | -\$500.00 | \$0.00 | \$0.00 |
| Corporate Actions/Income | | | | |
| <i>Dividends</i> | | | | |
| July 1, 2022 | Daily Rate Income on Daily Bank Money Market Fund For Period of 06/01/22 to 06/30/22 Due on 07/01/22 | 2.35 | | 0.00 |
| July 1, 2022 | Daily Rate Income on Bar Harbor Bank & Trust Inst Money Market For Period of 06/01/22 to 06/30/22 Due on 07/01/22 | 3.48 | | 0.00 |
| July 1, 2022 | Cash Dividend 0.3049999 USD NIKE Inc For 19.00 Shares Due on 07/01/22 With Ex Date 06/03/22 | 5.80 | | 0.00 |
| July 6, 2022 | Cash Dividend 1.5 USD Lam Research Corp For 4.00 Shares Due on 07/06/22 With Ex Date 06/14/22 | 6.00 | | 0.00 |
| July 8, 2022 | Cash Dividend 0.297022 USD iShares iBoxx USD Investment Grade Corporate Bond ETF For 37.00 Shares Due on 07/08/22 With Ex Date 07/01/22 | 10.99 | | 0.00 |
| July 8, 2022 | Cash Dividend 0.08233 USD iShares Trust iShares 1-5 Year Investment Grade Corporate Bond ETF For 586.00 Shares Due on 07/08/22 With Ex Date 07/01/22 | 48.25 | | 0.00 |
| July 8, 2022 | Cash Dividend 1.4299999 USD American Tower Corp For 7.00 Shares Due on 07/08/22 With Ex Date 06/16/22 | 10.01 | | 0.00 |
| July 8, 2022 | Cash Dividend 0.8299999 USD Chubb Ltd For 12.00 Shares Due on 07/08/22 With Ex Date 06/16/22 | 9.96 | | 0.00 |
| July 8, 2022 | Cash Dividend 0.1856489 USD iShares Core U.S. Aggregate Bond ETF For 497.00 Shares Due on 07/08/22 With Ex Date 07/01/22 | 92.27 | | 0.00 |
| July 11, 2022 | Cash Dividend 1.1499999 USD FedEx Corp For 6.00 Shares Due on 07/11/22 With Ex Date 06/24/22 | 6.90 | | 0.00 |
| July 13, 2022 | Cash Dividend 0.2 USD Amphenol Corp For 17.00 Shares Due on 07/13/22 With Ex Date 06/17/22 | 3.40 | | 0.00 |

Your Transaction Detail (continued)

| Trade Date | Transaction Description | Amount | Accrued Income | Cost Basis Realized G/L |
|---|---|--------|----------------|-------------------------|
| Corporate Actions/Income (Continued) | | | | |
| <i>Dividends (Continued)</i> | | | | |
| July 15, 2022 | Cash Dividend 1.59 USD AvalonBay Communities Inc For 8.00 Shares Due on 07/15/22 With Ex Date 06/29/22 | 12.72 | | 0.00 |
| July 15, 2022 | Cash Dividend 0.221181 USD US Bancorp Floating 3.5% For 144.00 Shares Due on 07/15/22 With Ex Date 06/29/22 | 31.85 | | 0.00 |
| July 22, 2022 | Cash Dividend 0.62 USD Roper Technologies Inc For 3.00 Shares Due on 07/22/22 With Ex Date 07/07/22 | 1.86 | | 0.00 |
| July 27, 2022 | Cash Dividend 0.2699999 USD Comcast Corp For 56.00 Shares Due on 07/27/22 With Ex Date 07/05/22 | 15.12 | | 0.00 |
| July 27, 2022 | Cash Dividend 0.38 USD Cisco Systems Inc For 47.00 Shares Due on 07/27/22 With Ex Date 07/05/22 | 17.86 | | 0.00 |
| July 29, 2022 | Cash Dividend 0.2399999 USD Zimmer Biomet Holdings Inc For 11.00 Shares Due on 07/29/22 With Ex Date 06/24/22 | 2.64 | | 0.00 |
| July 29, 2022 | Cash Dividend 0.25 USD Danaher Corp For 9.00 Shares Due on 07/29/22 With Ex Date 06/23/22 | 2.25 | | 0.00 |
| August 1, 2022 | Cash Dividend 1 USD JPMorgan Chase & Co For 28.00 Shares Due on 08/01/22 With Ex Date 07/05/22 | 28.00 | | 0.00 |
| August 1, 2022 | Cash Dividend 0.64 USD Verizon Communications Inc For 29.00 Shares Due on 08/01/22 With Ex Date 07/07/22 | 18.56 | | 0.00 |
| August 1, 2022 | Daily Rate Income on Bar Harbor Bank & Trust Inst Money Market For Period of 07/01/22 to 07/31/22 Due on 08/01/22 | 10.67 | | 0.00 |
| August 5, 2022 | Cash Dividend 0.084089 USD iShares Trust iShares 1-5 Year Investment Grade Corporate Bond ETF For 586.00 Shares Due on 08/05/22 With Ex Date 08/01/22 | 49.28 | | 0.00 |
| August 5, 2022 | Cash Dividend 0.275879 USD iShares iBoxx USD Investment Grade Corporate Bond ETF For 37.00 Shares Due on 08/05/22 With Ex Date 08/01/22 | 10.21 | | 0.00 |
| August 5, 2022 | Cash Dividend 0.200463 USD iShares Core U.S. Aggregate Bond ETF For 497.00 Shares Due on 08/05/22 With Ex Date 08/01/22 | 99.63 | | 0.00 |
| August 8, 2022 | Cash Dividend 1.6199999 USD Air Products and Chemicals Inc For 8.00 Shares Due on 08/08/22 With Ex Date 06/30/22 | 12.96 | | 0.00 |
| August 9, 2022 | Cash Dividend 0.49 USD Mastercard Inc For 7.00 Shares Due on 08/09/22 With Ex Date 07/07/22 | 3.43 | | 0.00 |

Your Transaction Detail (continued)

| Trade Date | Transaction Description | Amount | Accrued Income | Cost Basis Realized G/L |
|---|---|--------|----------------|-------------------------|
| Corporate Actions/Income (Continued) | | | | |
| <i>Dividends (Continued)</i> | | | | |
| August 11, 2022 | Cash Dividend 0.23 USD Apple Inc For 24.00 Shares Due on 08/11/22 With Ex Date 08/05/22 | 5.52 | | 0.00 |
| August 12, 2022 | Cash Dividend 0.9 USD Costco Wholesale Corp For 3.00 Shares Due on 08/12/22 With Ex Date 07/28/22 | 2.70 | | 0.00 |
| August 15, 2022 | Cash Dividend 0.47 USD Abbott Laboratories For 31.00 Shares Due on 08/15/22 With Ex Date 07/14/22 | 14.57 | | 0.00 |
| August 15, 2022 | Cash Dividend 0.97 USD Accenture PLC For 7.00 Shares Due on 08/15/22 With Ex Date 07/13/22 | 6.79 | | 0.00 |
| August 15, 2022 | Cash Dividend 0.9133 USD Procter & Gamble Co/The For 17.00 Shares Due on 08/15/22 With Ex Date 07/21/22 | 15.53 | | 0.00 |
| August 23, 2022 | Cash Dividend 0.5777449 USD Novo Nordisk A/S For 23.00 Shares Due on 08/23/22 With Ex Date 08/12/22 | 9.35 | | 0.00 |
| August 26, 2022 | Cash Dividend 0.4899999 USD Starbucks Corp For 43.00 Shares Due on 08/26/22 With Ex Date 08/11/22 | 21.07 | | 0.00 |
| August 30, 2022 | Cash Dividend 0.2699999 USD Cognizant Technology Solutions Corp For 15.00 Shares Due on 08/30/22 With Ex Date 08/18/22 | 4.05 | | 0.00 |
| September 1, 2022 | Daily Rate Income on Bar Harbor Bank & Trust Inst Money Market For Period of 08/01/22 to 08/31/22 Due on 09/01/22 | 18.01 | | 0.00 |
| September 6, 2022 | Cash Dividend 0.3999999 USD Pfizer Inc For 35.00 Shares Due on 09/06/22 With Ex Date 07/28/22 | 14.00 | | 0.00 |
| September 6, 2022 | Cash Dividend 1.1299999 USD Johnson & Johnson For 11.00 Shares Due on 09/06/22 With Ex Date 08/22/22 | 12.43 | | 0.00 |
| September 6, 2022 | Cash Dividend 0.5599999 USD Walmart Inc For 9.00 Shares Due on 09/06/22 With Ex Date 08/11/22 | 5.04 | | 0.00 |
| September 7, 2022 | Cash Dividend 0.34 USD PACCAR Inc For 14.00 Shares Due on 09/07/22 With Ex Date 08/16/22 | 4.76 | | 0.00 |
| September 8, 2022 | Cash Dividend 0.088958 USD iShares Trust iShares 1-5 Year Investment Grade Corporate Bond ETF For 586.00 Shares Due on 09/08/22 With Ex Date 09/01/22 | 52.13 | | 0.00 |
| September 8, 2022 | Cash Dividend 0.304264 USD iShares iBoxx USD Investment Grade Corporate Bond ETF For 37.00 Shares Due on 09/08/22 With Ex Date 09/01/22 | 11.26 | | 0.00 |

Your Transaction Detail (continued)

| Trade Date | Transaction Description | Amount | Accrued Income | Cost Basis Realized G/L |
|---|---|--------|----------------|-------------------------|
| Corporate Actions/Income (Continued) | | | | |
| <i>Dividends (Continued)</i> | | | | |
| September 8, 2022 | Cash Dividend 0.204483 USD iShares Core U.S. Aggregate Bond ETF For 497.00 Shares Due on 09/08/22 With Ex Date 09/01/22 | 101.63 | | 0.00 |
| September 8, 2022 | Cash Dividend 0.6199999 USD Microsoft Corp For 17.00 Shares Due on 09/08/22 With Ex Date 08/17/22 | 10.54 | | 0.00 |
| September 9, 2022 | Cash Dividend 0.88 USD Exxon Mobil Corp For 16.00 Shares Due on 09/09/22 With Ex Date 08/11/22 | 14.08 | | 0.00 |
| September 12, 2022 | Cash Dividend 1.42 USD Chevron Corp For 16.00 Shares Due on 09/12/22 With Ex Date 08/18/22 | 22.72 | | 0.00 |
| September 15, 2022 | Cash Dividend 0.425 USD NextEra Energy Inc For 23.00 Shares Due on 09/15/22 With Ex Date 08/29/22 | 9.78 | | 0.00 |
| September 15, 2022 | Cash Dividend 0.255556 USD MetLife Inc Floating 4% For 128.00 Shares Due on 09/15/22 With Ex Date 08/30/22 | 32.71 | | 0.00 |
| September 15, 2022 | Cash Dividend 1.8999999 USD Home Depot Inc/The For 11.00 Shares Due on 09/15/22 With Ex Date 08/31/22 | 20.90 | | 0.00 |
| September 16, 2022 | Cash Dividend 1.12 USD L3Harris Technologies Inc For 10.00 Shares Due on 09/16/22 With Ex Date 09/01/22 | 11.20 | | 0.00 |
| September 20, 2022 | Cash Dividend 0.6675 USD Dominion Resources Inc/VA For 23.00 Shares Due on 09/20/22 With Ex Date 09/01/22 | 15.35 | | 0.00 |
| September 20, 2022 | Cash Dividend 1.65 USD UnitedHealth Group Inc For 5.00 Shares Due on 09/20/22 With Ex Date 09/09/22 | 8.25 | | 0.00 |
| September 22, 2022 | Cash Dividend 0.316666 USD Technology Select Sector SPDR Fund For 25.00 Shares Due on 09/22/22 With Ex Date 09/19/22 | 7.92 | | 0.00 |
| September 22, 2022 | Cash Dividend 0.75 USD Qualcomm Inc For 7.00 Shares Due on 09/22/22 With Ex Date 08/31/22 | 5.25 | | 0.00 |
| September 22, 2022 | Cash Dividend 0.1195999 USD Vanguard FTSE Developed Markets ETF For 108.00 Shares Due on 09/22/22 With Ex Date 09/19/22 | 12.92 | | 0.00 |
| September 22, 2022 | Cash Dividend 0.5293999 USD Vanguard FTSE Emerging Markets ETF For 48.00 Shares Due on 09/22/22 With Ex Date 09/19/22 | 25.41 | | 0.00 |
| September 23, 2022 | Cash Dividend 0.2 USD Sealed Air Corp For 29.00 Shares Due on 09/23/22 With Ex Date 09/08/22 | 5.80 | | 0.00 |

Your Transaction Detail (continued)

| Trade Date | Transaction Description | Amount | Accrued Income | Cost Basis Realized G/L |
|---|--|-------------------|----------------|----------------------------|
| Corporate Actions/Income (Continued) | | | | |
| <i>Dividends (Continued)</i> | | | | |
| September 23, 2022 | Cash Dividend 0.65 USD Waste Management Inc For 17.00 Shares Due on 09/23/22 With Ex Date 09/08/22 | 11.05 | | 0.00 |
| September 29, 2022 | Cash Dividend 0.2699999 USD Corning Inc For 51.00 Shares Due on 09/29/22 With Ex Date 08/30/22 | 13.77 | | 0.00 |
| September 30, 2022 | Cash Dividend 0.22 USD Bank of America Corp For 60.00 Shares Due on 09/30/22 With Ex Date 09/01/22 | 13.20 | | 0.00 |
| September 30, 2022 | Cash Dividend 0.38 USD Intercontinental Exchange Inc For 18.00 Shares Due on 09/30/22 With Ex Date 09/15/22 | 6.84 | | 0.00 |
| September 30, 2022 | Cash Dividend 1.1499999 USD PepsiCo Inc For 16.00 Shares Due on 09/30/22 With Ex Date 09/01/22 | 18.40 | | 0.00 |
| September 30, 2022 | Cash Dividend 0.4546879 USD iShares Core S&P Small-Cap ETF For 39.00 Shares Due on 09/30/22 With Ex Date 09/26/22 | 17.73 | | 0.00 |
| September 30, 2022 | Cash Dividend 1.3503669 USD iShares Core S&P Mid-Cap ETF For 31.00 Shares Due on 09/30/22 With Ex Date 09/26/22 | 41.86 | | 0.00 |
| Total Dividends | | \$1,140.97 | \$0.00 | \$0.00 |
| <i>Interest</i> | | | | |
| July 18, 2022 | Interest Payment 0.0045 USD John Deere Capital Corp .45% 17 Jan 2024 For 10,000.00 Par Value Due on 07/18/22 With Ex Date 07/17/22 | 22.50 | | 0.00 |
| July 20, 2022 | Interest Payment 0.0193749 USD CVS Health Corp 3.875% 20 Jul 2025 For 10,000.00 Par Value Due on 07/20/22 With Ex Date 07/20/22 | 193.75 | | 0.00 |
| September 1, 2022 | Interest Payment 0.0152149 USD Exxon Mobil Corp 3.043% 01 Mar 2026 For 20,000.00 Par Value Due on 09/01/22 With Ex Date 09/01/22 | 304.30 | | 0.00 |
| Total Interest | | \$520.55 | \$0.00 | \$0.00 |

Your Transaction Detail (continued)

| Trade Date | Transaction Description | Amount | Accrued Income | Cost Basis Realized G/L |
|---|--|--------------------|----------------|------------------------------------|
| Corporate Actions/Income (Continued) | | | | |
| <i>Other</i> | | | | |
| July 18, 2022 | Stock Split 20:1 Credit 38.00 Alphabet Inc For 2.00 Shares of Alphabet Inc Due on 07/18/22 With Ex Date 07/18/22 | 0.00 | | 0.00 0.00 |
| Total Other | | \$0.00 | \$0.00 | \$0.00 \$0.00 |
| Total Corporate Actions/Income | | \$1,661.52 | \$0.00 | \$0.00 \$0.00 |
| Other | | | | |
| July 20, 2022 | Adjustment - Amortized Premium Current Year of CVS Health Corp 3.875% 20 Jul 2025 - Adjustment Amount of \$17.58, Federal Cost \$17.58, State Cost \$17.58 | 0.00 | | -17.58 0.00 |
| September 1, 2022 | Adjustment - Amortized Premium Current Year of Exxon Mobil Corp 3.043% 01 Mar 2026 - Adjustment Amount of \$5.13, Federal Cost \$5.13, State Cost \$5.13 | 0.00 | | -5.13 0.00 |
| Total Other | | \$0.00 | \$0.00 | -\$22.71 \$0.00 |
| Cash Sweep Activity | | | | |
| September 30, 2022 | Sweep sales totaling -477.28 units of Bar Harbor Bank & Trust Inst Money Market for Core (Capital) (1 Transactions) | 477.28 | | -477.28 0.00 |
| September 30, 2022 | Sweep purchases totaling 1,638.80 units of Bar Harbor Bank & Trust Inst Money Market for Core (Capital) (43 Transactions) | -1,638.80 | | 1,638.80 0.00 |
| Total Cash Sweep Activity | | -\$1,161.52 | \$0.00 | \$1,161.52 \$0.00 |

Disclosures

This statement provides a current report of account assets, their respective market values, the account liabilities, if any, receipts, and disbursements including our compensation. We encourage you to review the statement and share questions or concerns if you have any.

The information provided herein is general in nature. It is not intended to be, nor should be, construed as specific investment, legal, or tax advice. The information has been obtained from sources believed to be reliable. Investments offered are not guaranteed in nature and are subject to market fluctuation.

Under applicable state statute (Maine: 18-B §1005; New Hampshire: §564-B:10-1005) a beneficiary may not commence a proceeding against a trustee for breach of trust more than one year after the date the beneficiary or a representative of the beneficiary was sent a report that adequately disclosed the existence of a potential claim for breach of trust and informed the beneficiary of the time allowed for commencing a proceeding.

Disclosures (continued)

This page intentionally left blank.

LAST WILL AND TESTAMENT

I, **Ann Soderstrom**, with a mailing address of P.O. Box 34, Henniker, New Hampshire 03242, make this my Will and revoke all my prior Wills and Codicils.

PARAGRAPH 1.

I intentionally leave nothing to my child, Suzi Snook.

PARAGRAPH 2.

I give my entire Estate, including any property over which I may have a power of appointment, as follows:

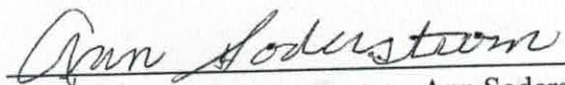
One-quarter (1/4) of my estate to Fuller Public Library, Hillsborough, New Hampshire;
One-half (1/2) of my estate to Tucker Free Library, Henniker, New Hampshire; and
One-quarter (1/4) of my estate to Penacook Branch of the Concord Public Library, Penacook, New Hampshire.

PARAGRAPH 3.

I nominate and appoint Robert Furness of Contoocook, New Hampshire as Executor of this Will and direct that my Executor be allowed to serve with the minimum bond required by law. I direct that my Executor shall have full power to sell, either at public or private sale, or to exchange, lease, pledge or mortgage in such manner and on such terms as he may deem advisable, any and all property, real or personal, belonging to my estate, and to execute all deeds, assignments, contracts, mortgages, leases or other instruments necessary or proper for these purposes, without license from the Court. I also authorize my Executor to pay as an expense of administration such debts or expenses related to any real estate which I may own at the time of my death as he deems necessary or appropriate, including real estate taxes, mortgage payments, insurance payments and normal maintenance and repairs.

I direct my Executor promptly to pay all the legally collectible debts which I may owe at the time of my death, the expenses of administering my estate and all taxes payable by my estate on account of income earned by my estate, provided, however, in the event that any of my property is subject to a mortgage or security interest at the time of my death, I direct my Executor to pay only those amounts which become due before title to the property vests in the devisee. It is my intention that each devisee take the property subject to the existing mortgage or security interest.

IN WITNESS WHEREOF, I have hereunto set my hand and seal on this June 25, 2008.



Ann Soderstrom

Signed, sealed, published and declared by the above-named Testator as and for her last will, in the presence of us two, who at her request, in her presence and in the presence of one another, have hereunto subscribed our names as witnesses thereof, all on the date last above written.

situate, including any property over which I have a power of appointment or power of disposition by will, as follows:

(A) One-half (1/2) thereof to the Trustees of Dartmouth College at Hanover, New Hampshire.

(B) One-half (1/2) thereof to Mary Hitchcock Memorial Hospital at Hanover, New Hampshire.

In each case to establish an Endowment Fund to be known as the Francis L. and Lella K. Childs Fund, the annual income to be used for the general purposes of the respective Institutions.

THIRTEENTH: I nominate and appoint Max A. Norton, of said Hanover, to be executor of this my will, and if for any reason he shall be unable or unwilling to serve or to continue to serve in such capacity, I nominate and appoint James B. Godfrey, of Concord, New Hampshire, and failing him, I nominate and appoint Joseph S. Ransmeier, of said Concord, to serve as substitute or successor executor, and I direct that whichever of them shall be charged with the execution of this will shall be exempt from giving bond in such capacity so far as such exemption is permitted by law. I hereby direct my executor to convert to cash any real or tangible personal property falling into the residue of my estate before passing the same to the residuary legatee, and I hereby empower my executor or any successor in said office to sell at public or private sale and without license from the Probate Court any property, whether real or personal, which shall constitute an asset of my estate, and to execute and deliver good and sufficient deeds or other instruments necessary or convenient to effect a transfer of

the property so sold.

IN WITNESS WHEREOF, I, the said FRANCIS LANE CHILDS, have hereunto set my hand and seal to this my will this 29th day of January, 1970.

Francis Lane Childs

Signed, sealed, published and declared by the above-named Francis Lane Childs as and for his last will and testament, in the presence of us, who, at his request, in his presence and in the presence of each other, believing him to be of sound mind and disposing memory, have hereunto subscribed our names as witnesses this 29th day of January, 1970.

Christie W. Harlow

Hanover, N. H.

Patricia D. Lee

Hanover, N. H.

Kenneth C. Dimick

Hanover, N. H.

Francis Lane Childs

(Form 72)

THE STATE OF NEW HAMPSHIRE

GRAFTON, SS.

COURT OF PROBATE

NOTICE OF LEGATEES, SURVIVING SPOUSE AND HEIRS AT LAW

To Trustees of the Tucker Free Library of Henniker

in the County of and State of New Hampshire


You are hereby notified that the subscriber (s) has been duly appointed
executOR of the will of - ~~administrat~~ ~~of the estate of~~
Francis Lane Childs late of Hanover

in said County and that the will of said deceased was allowed by said Court on the
28th day of August A. D. 19 73

This notice is given as required by law for the following reason:

- () You appear to be interested in said will as a legatee - Copy of will enclosed.
- () You are the surviving spouse of the said deceased
- () You are an heir at law of the said deceased, although not specifically named as a legatee

Dated this 5th day of September A. D. 19 73

.....

 Max A. Norton
 Executor
~~Administrat~~ ~~of the estate of~~
 P. O. Address Box 148
Hanover, New Hampshire 03755

(Notice must be given within sixty days of appointment)

MAX A. NORTON
4 Ledyard Lane · Box 48
HANOVER · NEW HAMPSHIRE 03755
Telephone: (603) 643-2048

June 4, 1974

To the Beneficiaries Under The Will of Francis L. Childs:

It will be some time before the Estate of the late Francis L. Childs can be closed but its administration has progressed to a point where I feel that it is reasonable to pay the individual bequests as provided under the will.

I am therefore enclosing a check in the amount of \$ 5,000.00 payable to your order in full settlement of the bequest made to you under Section 8 of the will.

It would be appreciated if you would sign the official Probate Court receipt enclosed and return it to me in the envelope provided.

With all good wishes, I am,

Sincerely yours,

ESTATE OF FRANCIS L. CHILDS

By: 

Max A. Norton, Executor

MAN/ch
Enclosures

✓ Trustees of the Tucker Free Library of Henniker, N. H.

EIGHTH: I give and bequeath to the Trustees of the Tucker Free Library of Henniker, New Hampshire, the sum of Five Thousand Dollars (\$5,000.00) to establish an Endowment Fund to be known as the Anna L. Childs Memorial Fund, the income only to be used for the benefit of the Francis Lane Childs Historical Room, but if not needed for this purpose, then for the general purposes of the Library.

BE IT REMEMBERED that I, FRANCIS LANE CHILDS, of Hanover, in the County of Grafton and The State of New Hampshire, hereby revoking all prior wills and testamentary dispositions heretofore made by me, do make, publish and declare this my last will and testament, as follows:

FIRST: I direct my executor hereinafter named to pay all my just debts and funeral expenses as soon as conveniently possible after my decease, and I further direct my executor to pay from the general assets of my estate, as though they were a debt, all estate, inheritance, legacy and succession taxes levied against my estate, or on account of any legacy expressed herein, or on account of any transfer of property becoming taxable upon the occasion of my death.

SECOND: I give and bequeath to my niece, Marion Childs Cate, of Hooksett, New Hampshire, the sum of Ten Thousand Dollars (\$10,000.00).

THIRD: I give and bequeath to my nephew, Richard L. Childs, of Rockwood, Pennsylvania, the sum of Seventy-Five Hundred Dollars (\$7,500.00).

FOURTH: I give and bequeath to my niece, Mary Childs Miner, of San Francisco, California, the sum of Three Thousand Dollars (\$3,000.00).

FIFTH: I give and bequeath to my nephew, John F. Childs, of Somersworth, New Hampshire, the sum of Seventy-Five Hundred Dollars (\$7,500.00).

SIXTH: I give and bequeath to my nephew-in-law, Reverend George K. Dreher, of Mystic, Connecticut, the sum of Seventy-Five Hundred Dollars (\$7,500.00).

SEVENTH: I give and bequeath to my faithful housekeeper, Mary Anne Mooney, of Hanover, New Hampshire, on the condition that she survives me, the sum of Five Thousand Dollars (\$5,000.00) in appreciation of her friendship and devoted service.

EIGHTH: I give and bequeath to the Trustees of the Tucker Free Library of Henniker, New Hampshire, the sum of Five Thousand Dollars (\$5,000.00) to establish an Endowment Fund to be known as the Anna L. Childs Memorial Fund, the income only to be used for the benefit of the Francis Lane Childs Historical Room, but if not needed for this purpose, then for the general purposes of the Library.

NINTH: I give and bequeath to the Hanover Historial Society of Hanover, New Hampshire, the sum of Five Thousand Dollars (\$5,000.00).

TENTH: I direct that if my estate shall be insufficient to pay the foregoing money legacies in full that they shall be proportionately abated.

ELEVENTH: I give and bequeath to my executor all my books, papers, pictures and other such articles of personal nature and all my furniture, silver, china and other such articles of the nature of household furnishings, with the hope that he will distribute the same among such of my nieces and nephews as shall survive me in accordance with their wishes, but without imposing any obligation or trust upon my executor in connection therewith and reposing in him the final determination of the distribution of such articles.

TWELFTH: I give, devise and bequeath all the rest, residue and remainder of my estate of whatever kind and nature and wheresoever

astmark

INSURANCE COMPANY

INSURANCE COMPANY

PO BOX 7937 Lake Forest, Illinois 60045
Phone (800) 918-8877 Fax (847) 615-3128

June 10, 2009 FINAL NOTICE
April 17, 2009 2nd Notice
March 10, 2009 1st Notice

Lynn Piotrowicz
Tucker Free Library
PO Box 688
Henniker NH 03242

Re: Helen Cammett
City of Lynn

Dear Ms. Piotrowicz:

We are sorry to learn of the death your Helen Cammett and we extend our sincere sympathy to The Cammett family.

Tucker Free Library Trustees Henniker is the named beneficiary under this coverage. For this claim to be considered, you must complete the enclosed Beneficiary's Statement. Please return it with a certified copy of the death certificate and the original insurance contract. If you cannot locate the original contract, you may indicate that on line 8 of the Beneficiary's Statement.

Once we receive the necessary documentation, prompt consideration will be given to your claim. A return envelope is enclosed for your convenience.

If you have any questions or feel we have not serviced your request for benefits properly, please contact our Service Representative on our toll free number 1-800-433-8188.

Sincerely,

Christina Azevedo
Custom VP

cc: City of Lynn

6/10/09 - Tucker Free Library
Date of Birth: _____
Social Security Number: _____
1673
June 10 2009